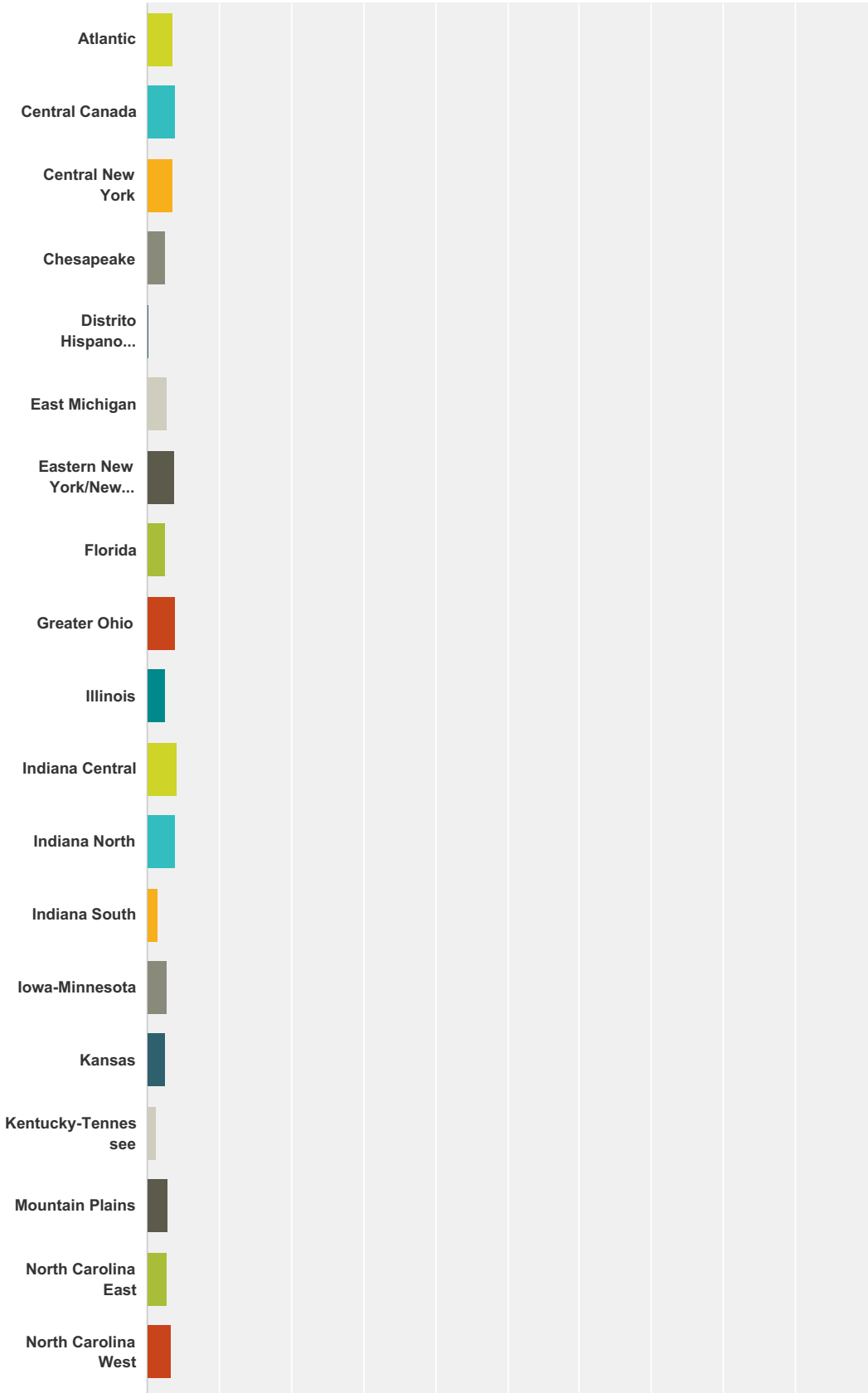
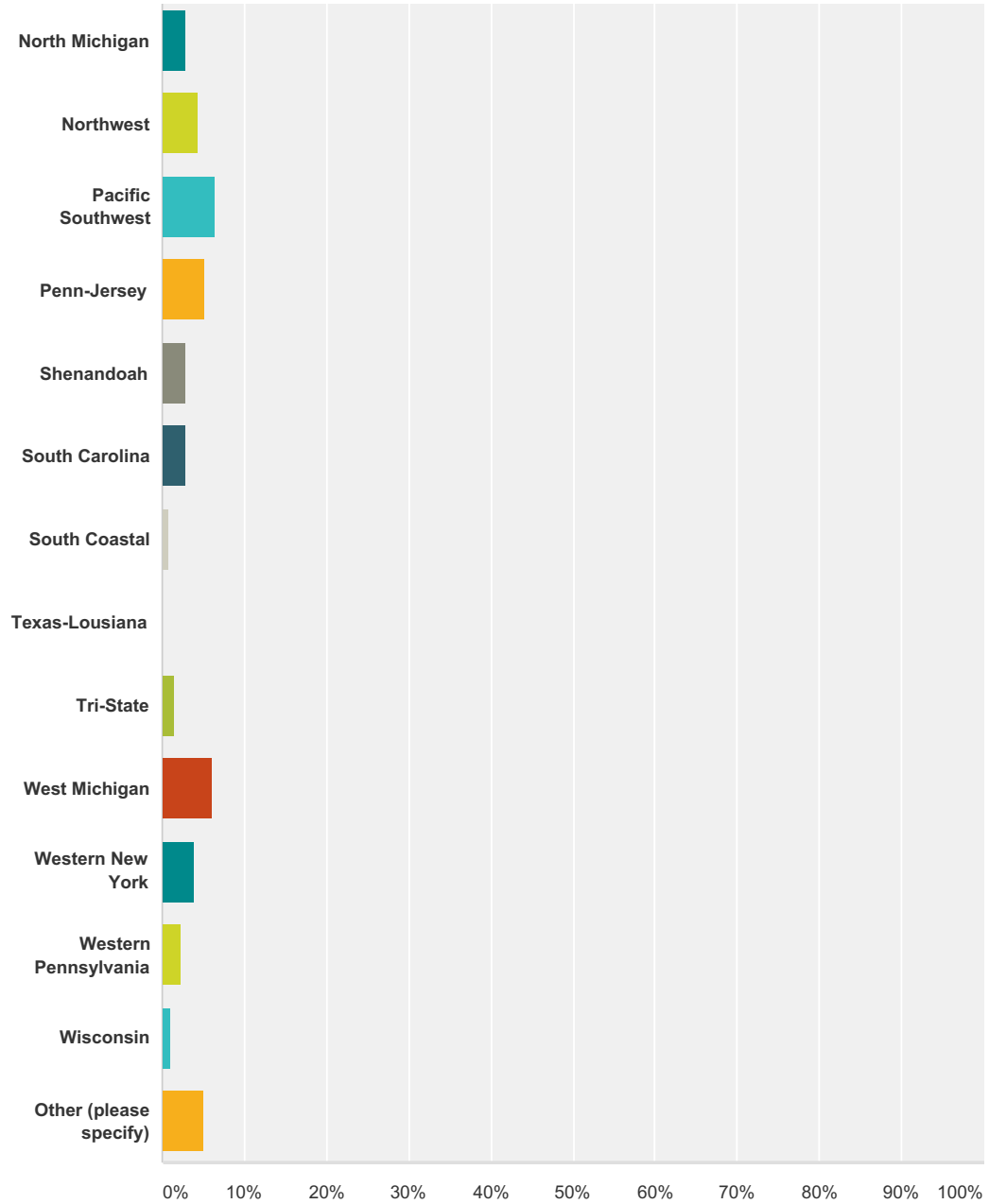


Q1 Which Wesleyan Church District Do you Serve?

Answered: 769 Skipped: 0



Financial Foundations Pastor Survey



Answer Choices	Responses
Atlantic	3.64% 28
Central Canada	3.90% 30
Central New York	3.51% 27
Chesapeake	2.60% 20
Distrito Hispano Suroeste	0.26% 2
East Michigan	2.73% 21
Eastern New York/New England	3.77% 29
Florida	2.60% 20

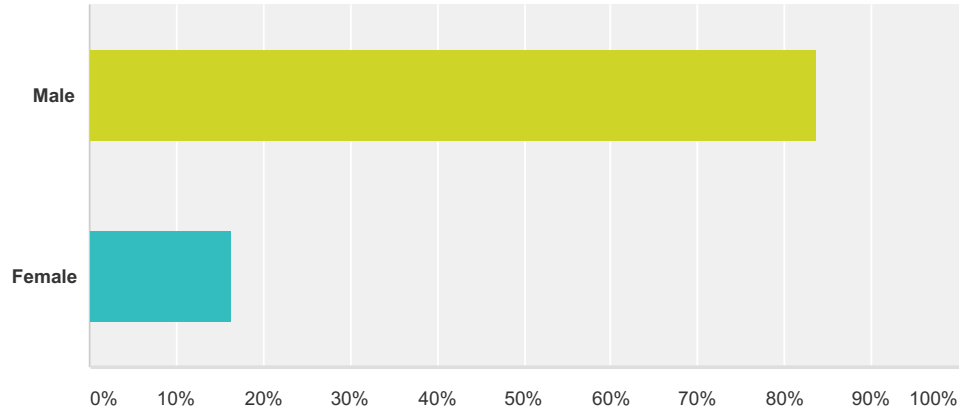
Financial Foundations Pastor Survey

Greater Ohio	3.90%	30
Illinois	2.60%	20
Indiana Central	4.16%	32
Indiana North	3.90%	30
Indiana South	1.43%	11
Iowa-Minnesota	2.73%	21
Kansas	2.60%	20
Kentucky-Tennessee	1.30%	10
Mountain Plains	2.86%	22
North Carolina East	2.73%	21
North Carolina West	3.25%	25
North Michigan	2.86%	22
Northwest	4.42%	34
Pacific Southwest	6.37%	49
Penn-Jersey	5.20%	40
Shenandoah	2.99%	23
South Carolina	2.86%	22
South Coastal	0.91%	7
Texas-Louisiana	0.00%	0
Tri-State	1.43%	11
West Michigan	6.11%	47
Western New York	3.90%	30
Western Pennsylvania	2.34%	18
Wisconsin	1.04%	8
Other (please specify)	5.07%	39
Total		769

Q2 What is your gender?

Answered: 769 Skipped: 0

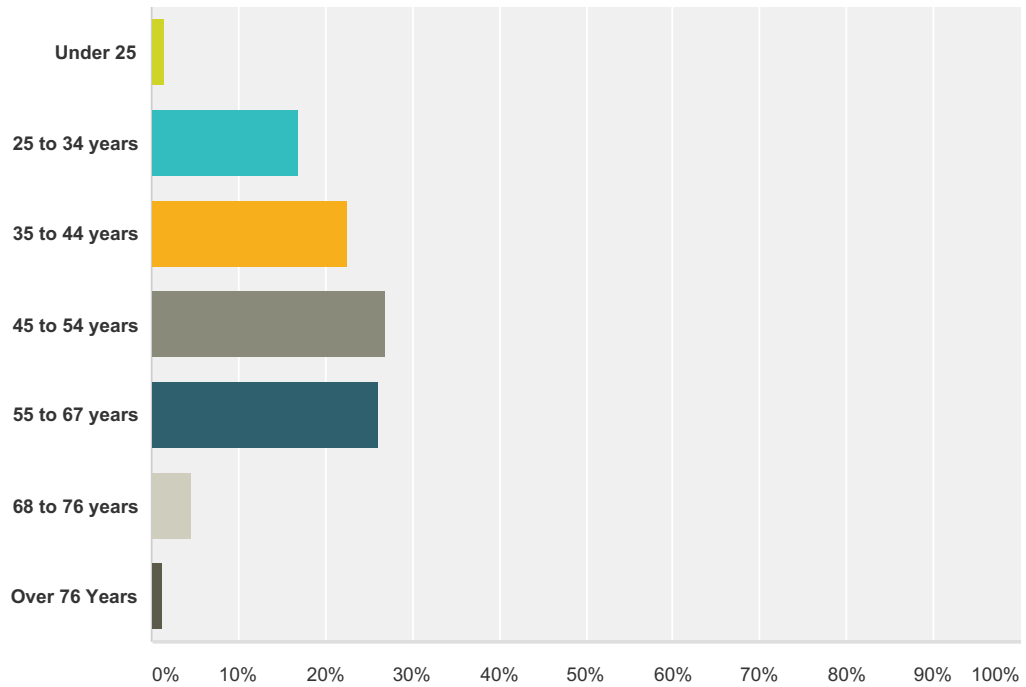
Financial Foundations Pastor Survey



Answer Choices	Responses
Male	83.75% 644
Female	16.25% 125
Total	769

Q3 What is your age?

Answered: 769 Skipped: 0



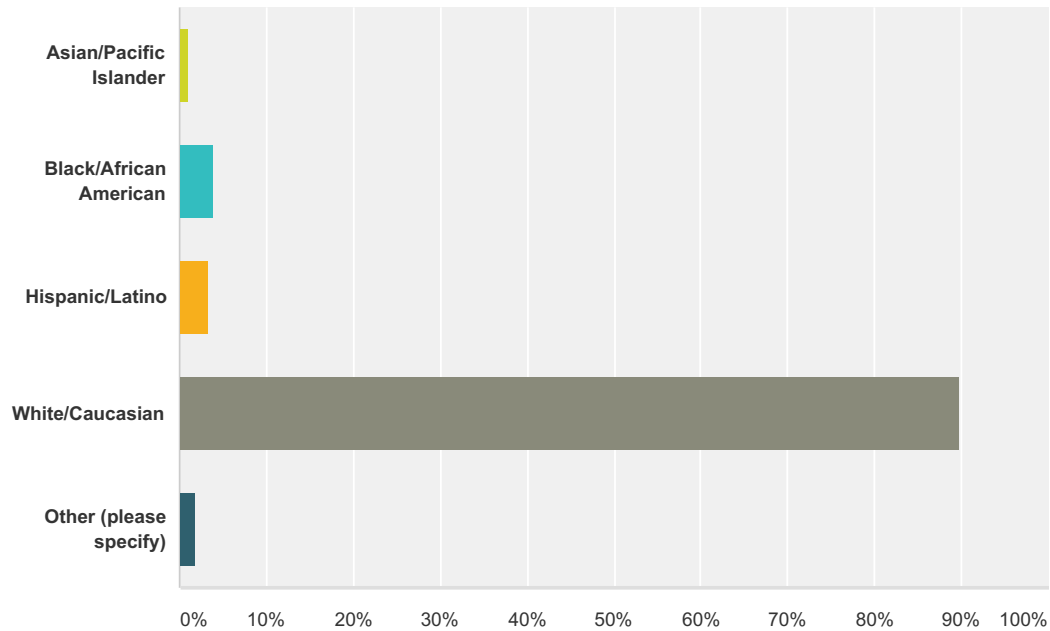
Answer Choices	Responses
Under 25	1.56% 12
25 to 34 years	16.91% 130
35 to 44 years	22.50% 173

Financial Foundations Pastor Survey

45 to 54 years	26.92%	207
55 to 67 years	26.14%	201
68 to 76 years	4.68%	36
Over 76 Years	1.30%	10
Total		769

Q4 What is your ethnicity?

Answered: 769 Skipped: 0

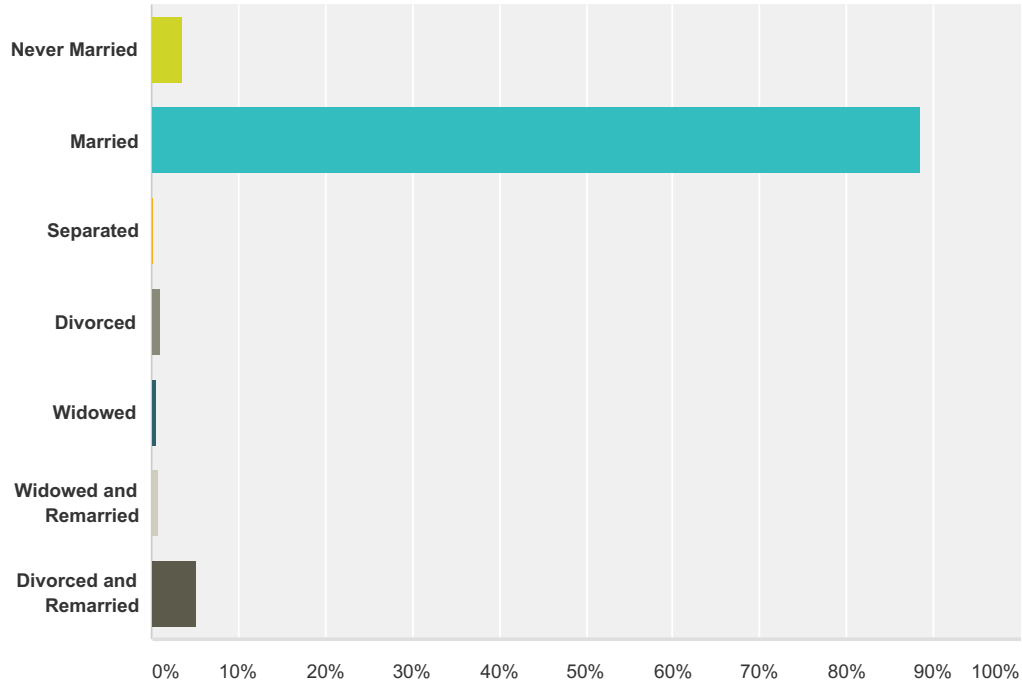


Answer Choices	Responses
Asian/Pacific Islander	1.04% 8
Black/African American	3.90% 30
Hispanic/Latino	3.38% 26
White/Caucasian	89.86% 691
Other (please specify)	1.82% 14
Total	769

Q5 Which category best describes your marital status?

Answered: 769 Skipped: 0

Financial Foundations Pastor Survey

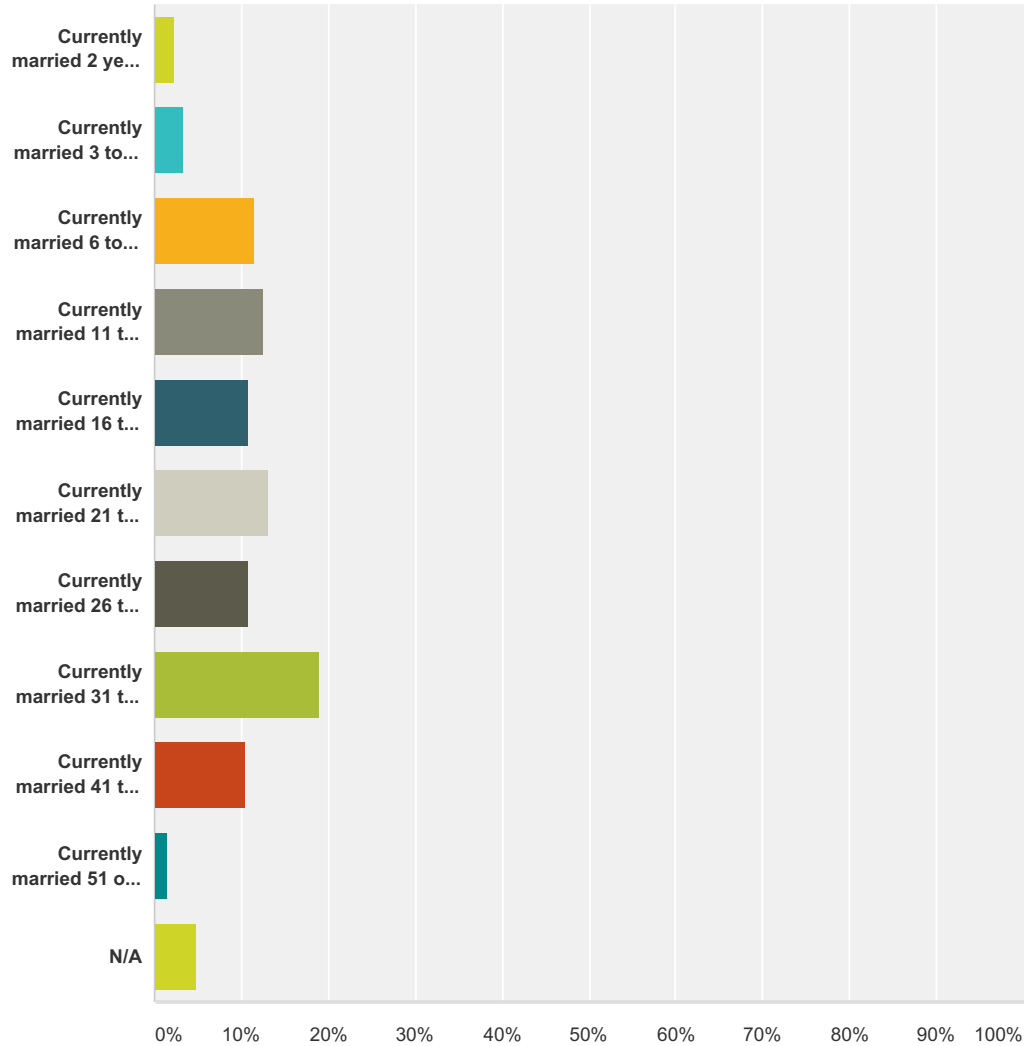


Answer Choices	Responses
Never Married	3.51% 27
Married	88.56% 681
Separated	0.13% 1
Divorced	1.04% 8
Widowed	0.65% 5
Widowed and Remarried	0.91% 7
Divorced and Remarried	5.20% 40
Total	769

Q6 Which range best describes the length of your current marriage?

Answered: 769 Skipped: 0

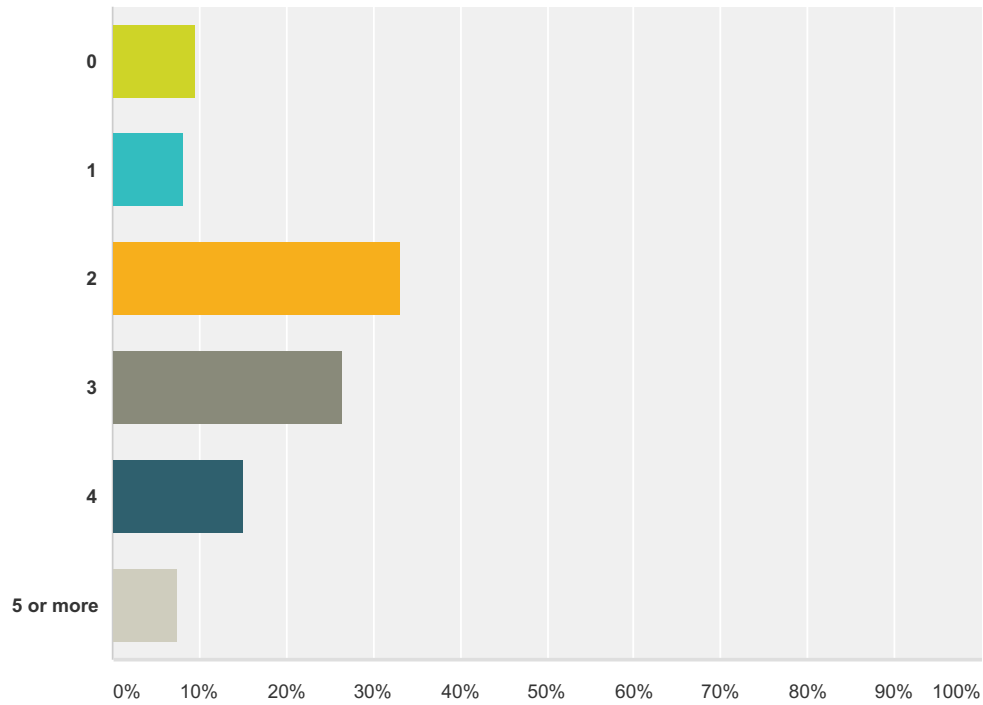
Financial Foundations Pastor Survey



Answer Choices	Responses	
Currently married 2 years or less	2.34%	18
Currently married 3 to 5 years	3.25%	25
Currently married 6 to 10 years	11.57%	89
Currently married 11 to 15 years	12.48%	96
Currently married 16 to 20 years	10.79%	83
Currently married 21 to 25 years	13.13%	101
Currently married 26 to 30 years	10.79%	83
Currently married 31 to 40 years	18.99%	146
Currently married 41 to 50 years	10.40%	80
Currently married 51 or more years	1.43%	11
N/A	4.81%	37
Total		769

Q7 How many children do you have?

Answered: 769 Skipped: 0

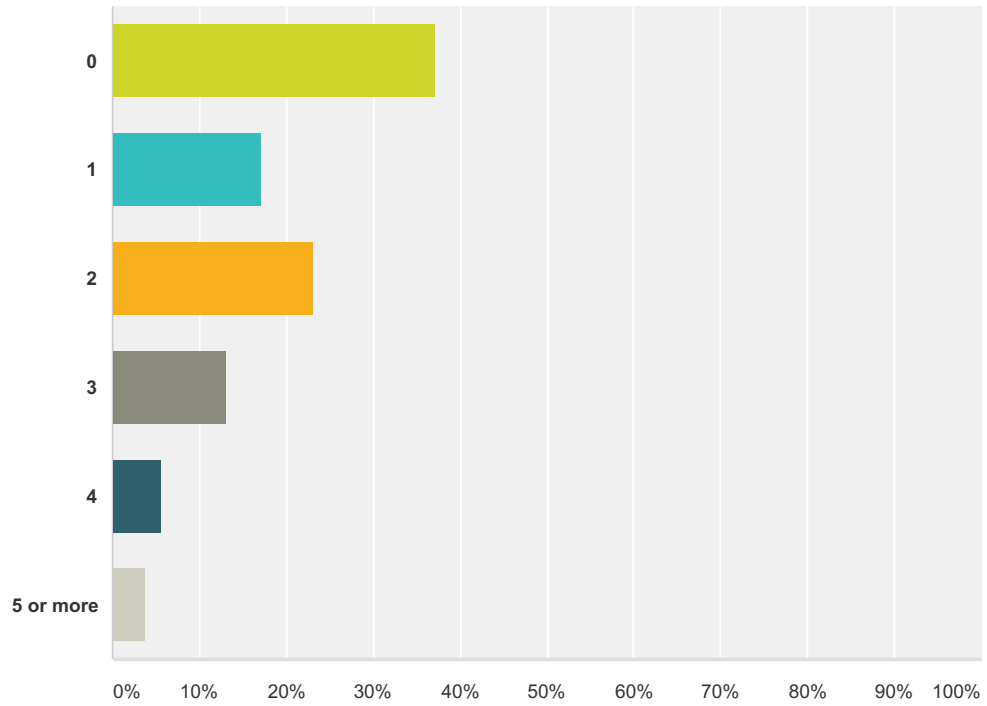


Answer Choices	Responses
0	9.62% 74
1	8.19% 63
2	33.29% 256
3	26.53% 204
4	14.95% 115
5 or more	7.41% 57
Total	769

Q8 How many children do you have living at home?

Answered: 769 Skipped: 0

Financial Foundations Pastor Survey

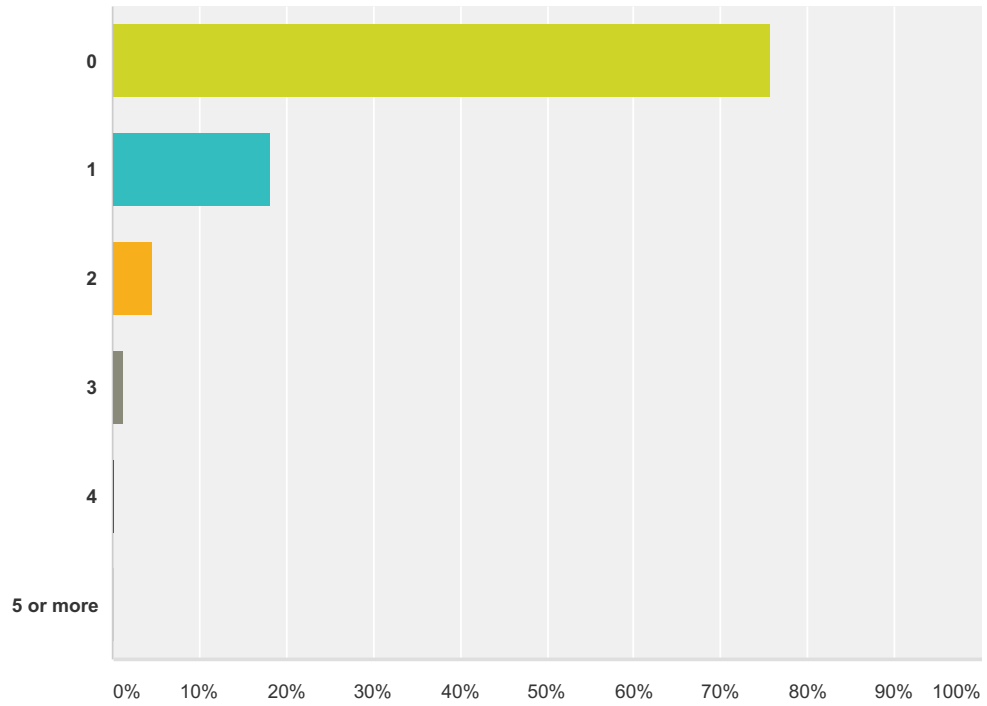


Answer Choices	Responses	
0	37.19%	286
1	17.04%	131
2	23.28%	179
3	13.13%	101
4	5.59%	43
5 or more	3.77%	29
Total		769

Q9 How many children do you have who are currently enrolled in college?

Answered: 769 Skipped: 0

Financial Foundations Pastor Survey

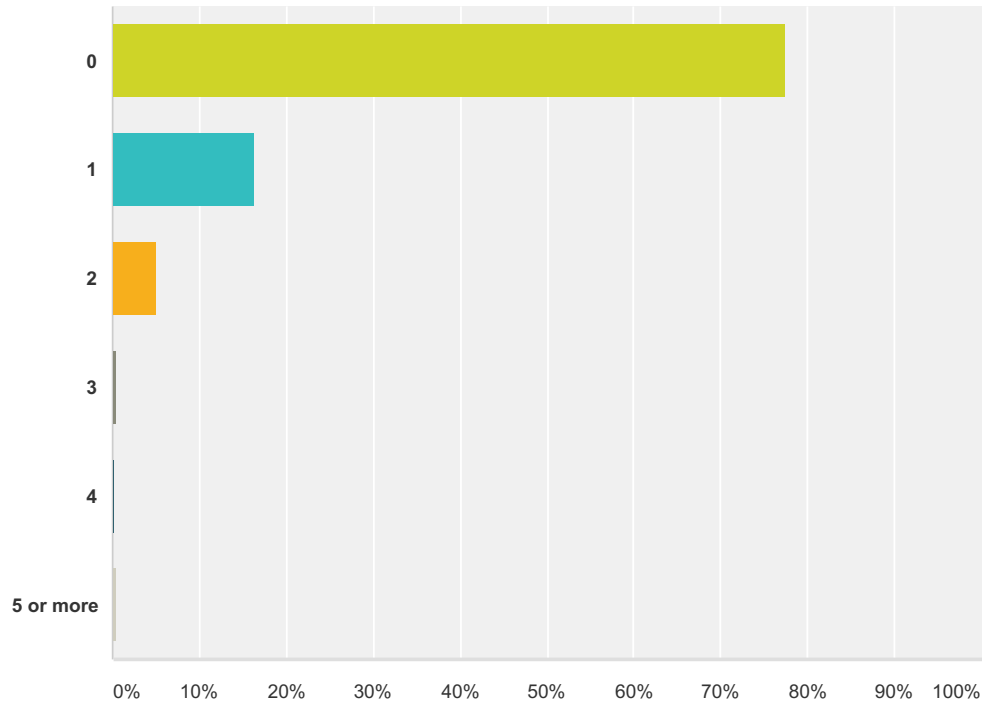


Answer Choices	Responses	
0	75.81%	583
1	18.08%	139
2	4.68%	36
3	1.17%	9
4	0.13%	1
5 or more	0.13%	1
Total		769

Q10 How many children do you have who aren't currently attending college, but whom you expect to enroll in college within the next three years?

Answered: 769 Skipped: 0

Financial Foundations Pastor Survey

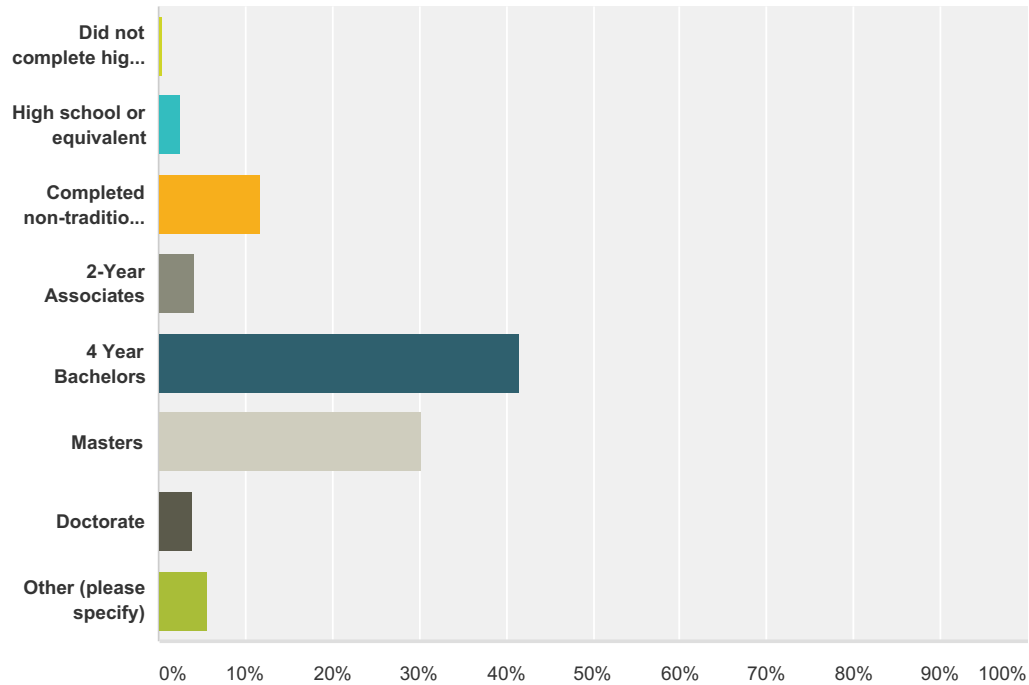


Answer Choices	Responses	
0	77.50%	596
1	16.38%	126
2	5.07%	39
3	0.52%	4
4	0.13%	1
5 or more	0.39%	3
Total		769

Q11 What is the highest level of education you have obtained?

Answered: 769 Skipped: 0

Financial Foundations Pastor Survey

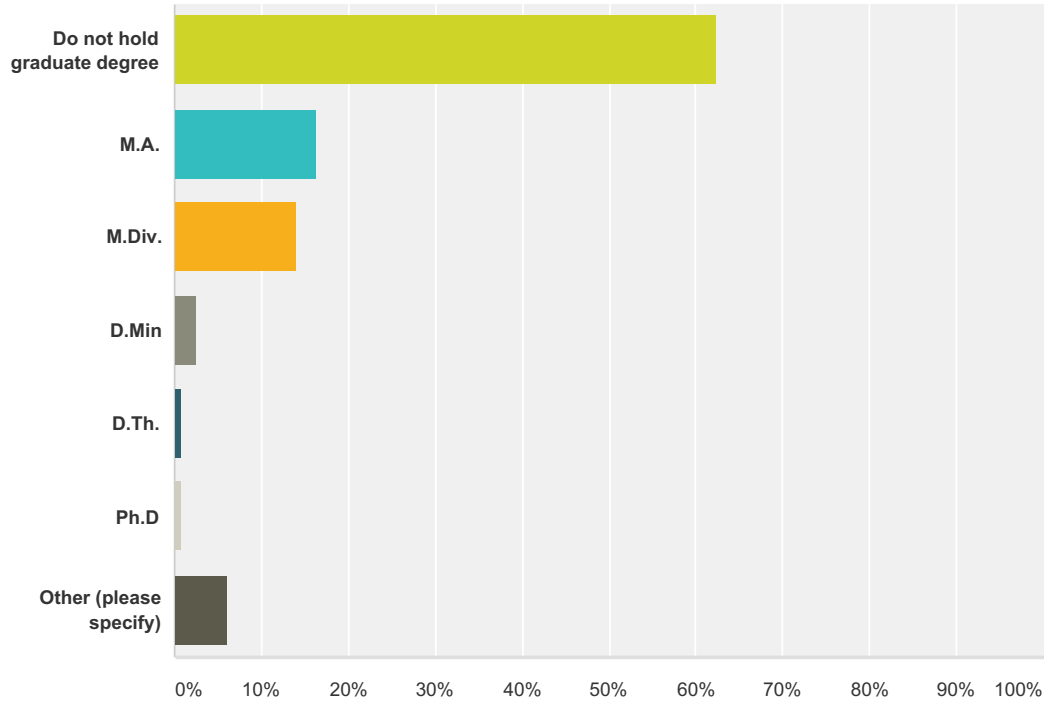


Answer Choices	Responses	
Did not complete high school	0.39%	3
High school or equivalent	2.47%	19
Completed non-traditional ministry education program (Flame/Flama, Cross-Training, Correspondence)	11.70%	90
2-Year Associates	4.16%	32
4 Year Bachelors	41.48%	319
Masters	30.17%	232
Doctorate	4.03%	31
Other (please specify)	5.59%	43
Total		769

Q12 If you hold a graduate degree, what is that degree? (If you hold more than one graduate degree, select the highest degree or the one most pertaining to ministry)

Answered: 769 Skipped: 0

Financial Foundations Pastor Survey

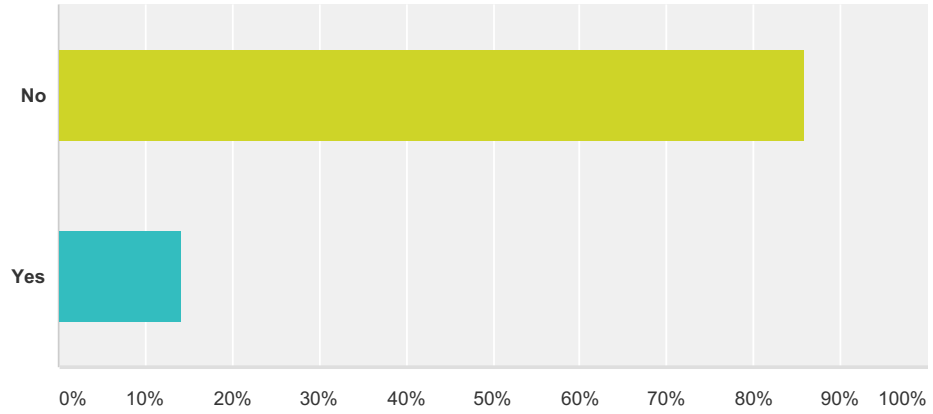


Answer Choices	Responses	
Do not hold graduate degree	62.42%	480
M.A.	16.38%	126
M.Div.	14.04%	108
D.Min	2.47%	19
D.Th.	0.91%	7
Ph.D	0.78%	6
Other (please specify)	6.11%	47
Total Respondents: 769		

Q13 Are you currently enrolled in college (any degree program)?

Answered: 769 Skipped: 0

Financial Foundations Pastor Survey

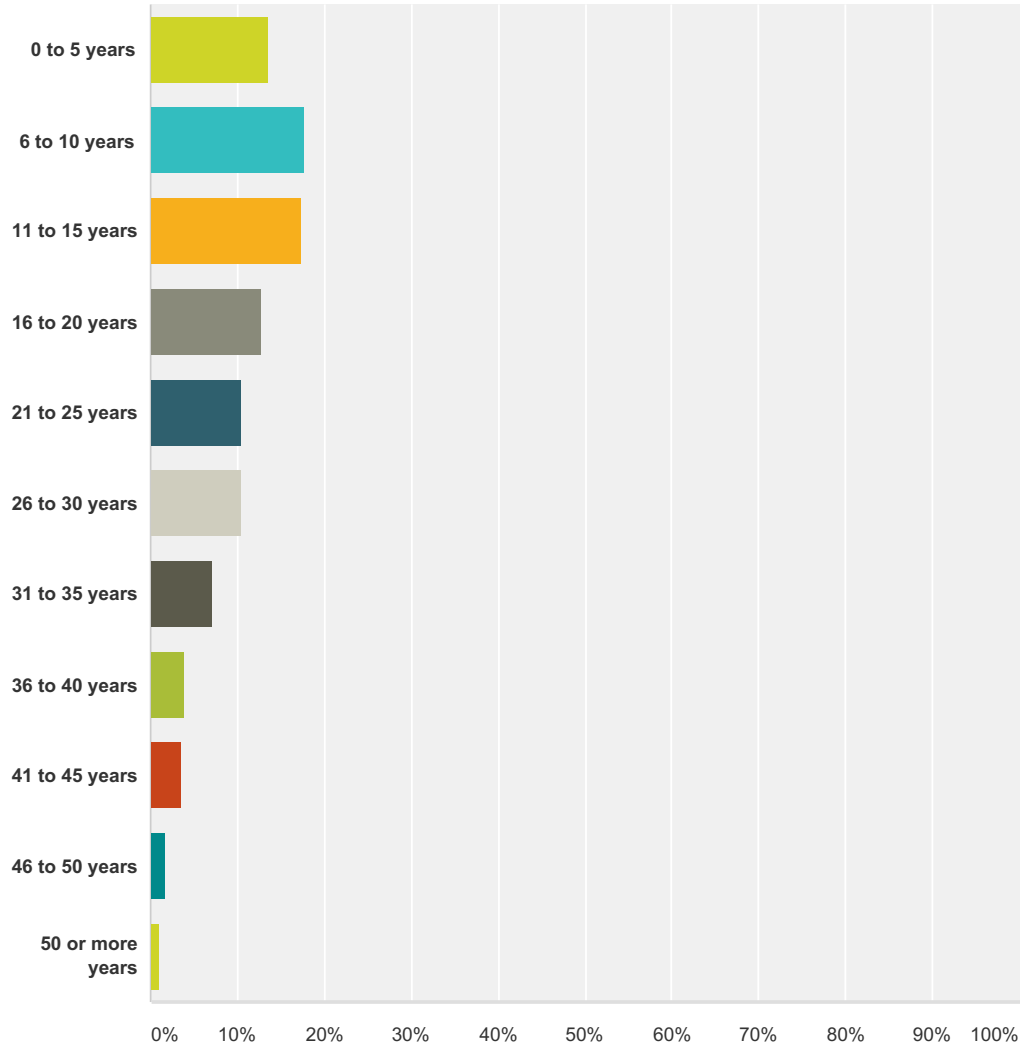


Answer Choices	Responses
No	85.83% 660
Yes	14.17% 109
Total	769

Q14 How many years have you been in the ministry (all locations)?

Answered: 769 Skipped: 0

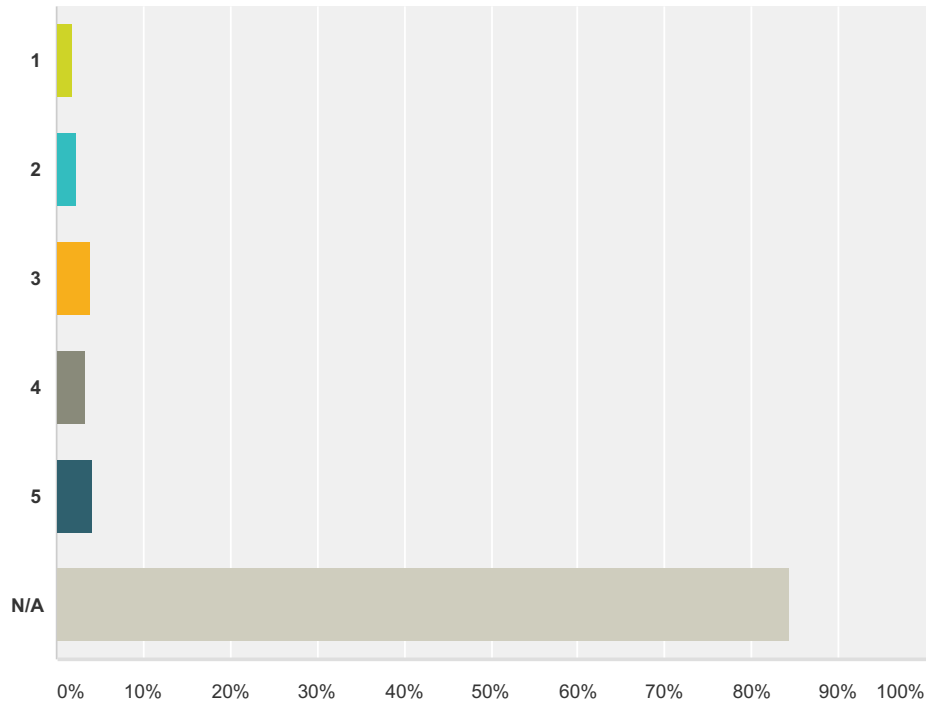
Financial Foundations Pastor Survey



Answer Choices	Responses	
0 to 5 years	13.65%	105
6 to 10 years	17.82%	137
11 to 15 years	17.43%	134
16 to 20 years	12.74%	98
21 to 25 years	10.40%	80
26 to 30 years	10.53%	81
31 to 35 years	7.15%	55
36 to 40 years	4.03%	31
41 to 45 years	3.51%	27
46 to 50 years	1.69%	13
50 or more years	1.04%	8
Total		769

Q15 If you answered 0 to 5 years in ministry at all locations, please identify specific number of years in ministry.(Note: If more than 5 years, select "N/A." If less than one year, select 1 year)

Answered: 769 Skipped: 0

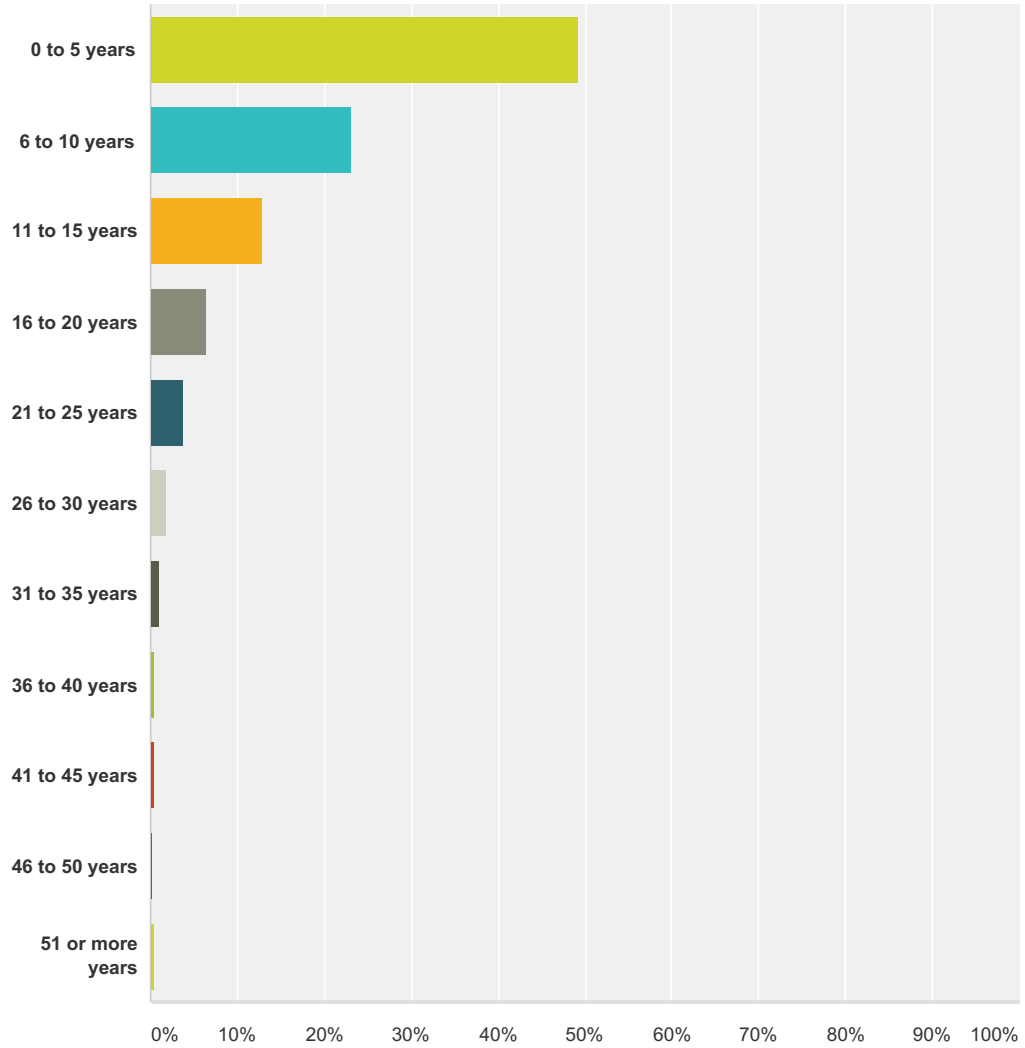


Answer Choices	Responses	
1	1.95%	15
2	2.21%	17
3	4.03%	31
4	3.25%	25
5	4.16%	32
N/A	84.40%	649
Total		769

Q16 How long have you been at your current church/ministry assignment?

Answered: 769 Skipped: 0

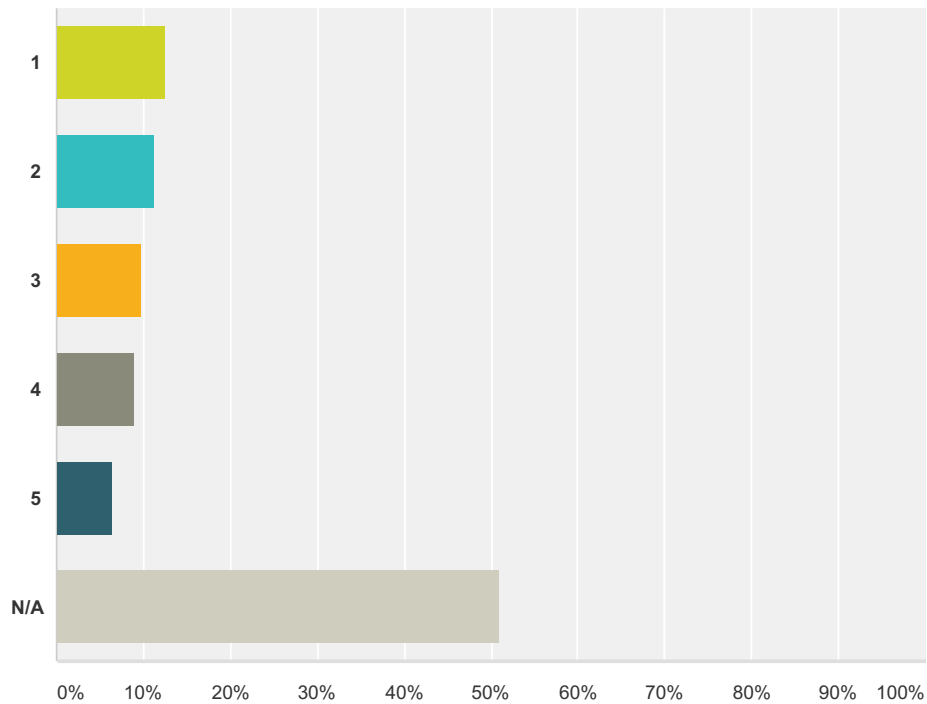
Financial Foundations Pastor Survey



Answer Choices	Responses	
0 to 5 years	49.28%	379
6 to 10 years	23.15%	178
11 to 15 years	13.00%	100
16 to 20 years	6.50%	50
21 to 25 years	3.77%	29
26 to 30 years	1.82%	14
31 to 35 years	1.04%	8
36 to 40 years	0.39%	3
41 to 45 years	0.52%	4
46 to 50 years	0.13%	1
51 or more years	0.39%	3
Total		769

Q17 If you answered 0 to 5 years in ministry at your current location, please identify specific number of years in ministry at current location. (Note: If more than 5 years, select "N/A." If less than one year, select 1 year).

Answered: 769 Skipped: 0

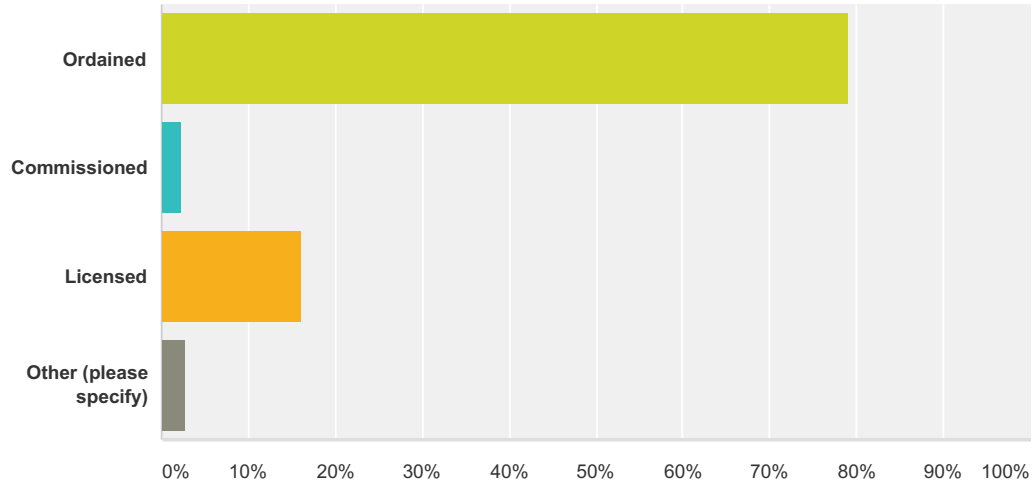


Answer Choices	Responses
1	12.48% 96
2	11.31% 87
3	9.75% 75
4	8.97% 69
5	6.50% 50
N/A	50.98% 392
Total	769

Q18 Which is your ministerial credential?

Answered: 769 Skipped: 0

Financial Foundations Pastor Survey

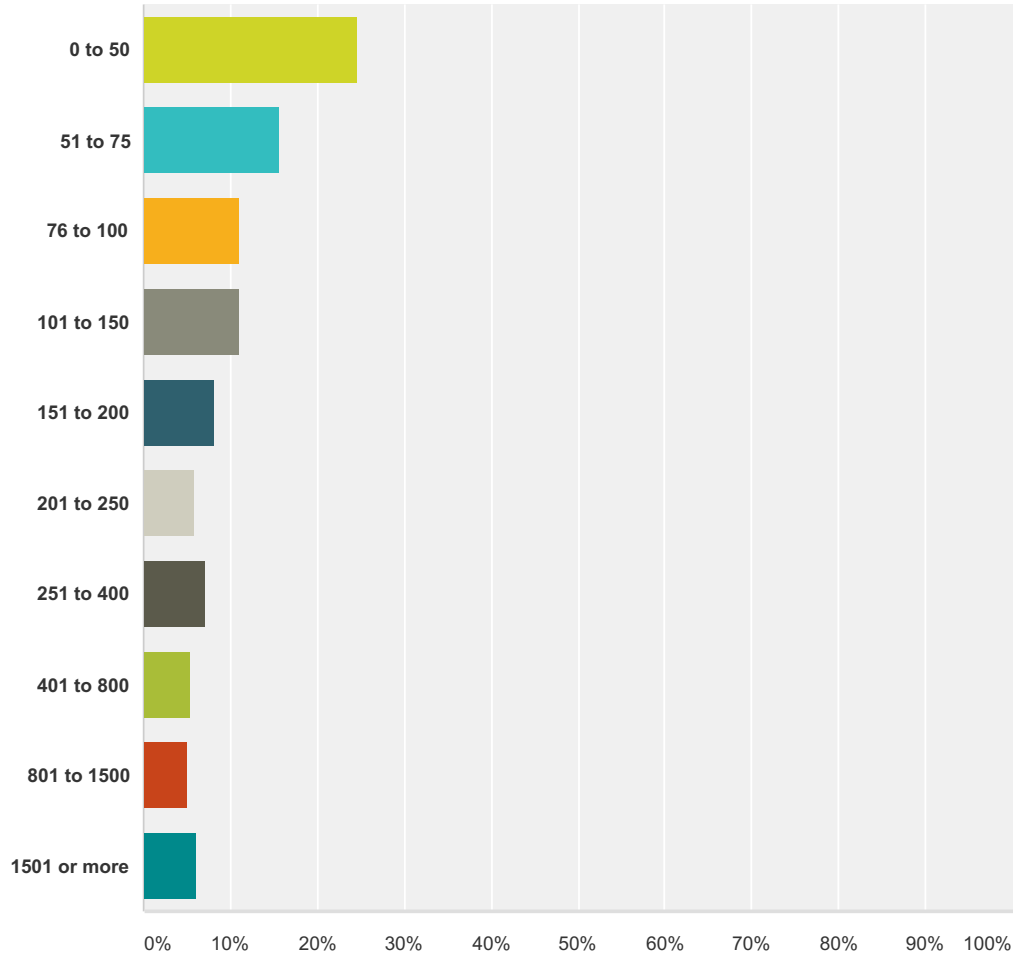


Answer Choices	Responses	
Ordained	79.06%	608
Commissioned	2.21%	17
Licensed	15.99%	123
Other (please specify)	2.73%	21
Total		769

Q19 What is your church's current average weekly attendance?

Answered: 769 Skipped: 0

Financial Foundations Pastor Survey

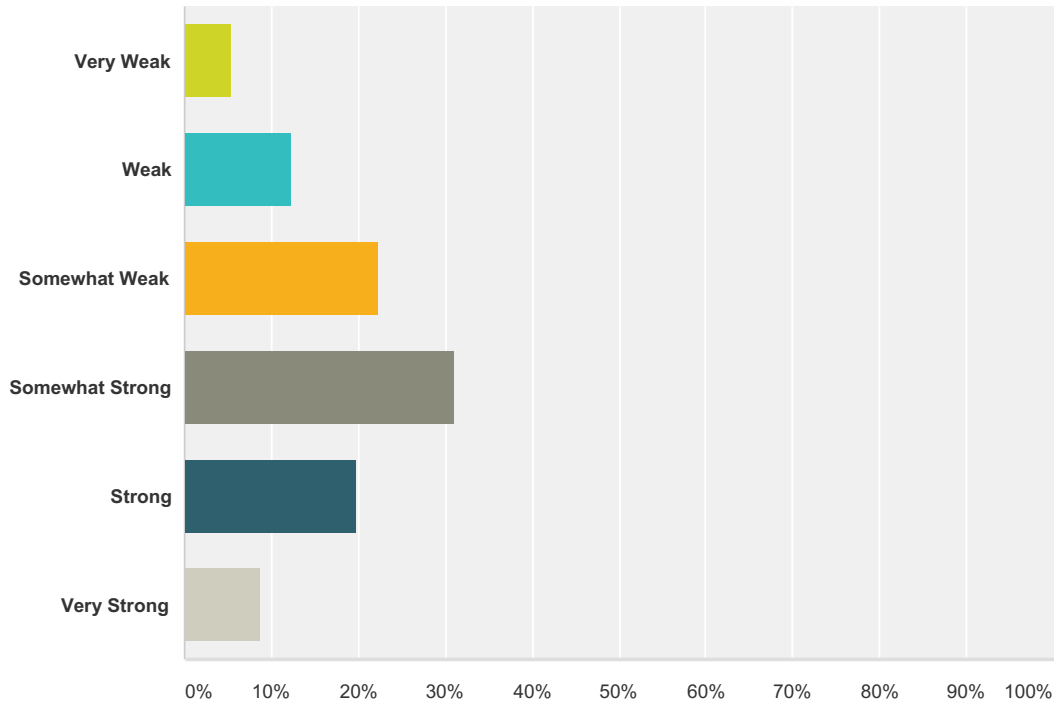


Answer Choices	Responses
0 to 50	24.71% 190
51 to 75	15.73% 121
76 to 100	11.05% 85
101 to 150	11.05% 85
151 to 200	8.19% 63
201 to 250	5.85% 45
251 to 400	7.02% 54
401 to 800	5.33% 41
801 to 1500	5.07% 39
1501 or more	5.98% 46
Total	769

Q20 How would you describe the current financial position of your church?

Answered: 769 Skipped: 0

Financial Foundations Pastor Survey

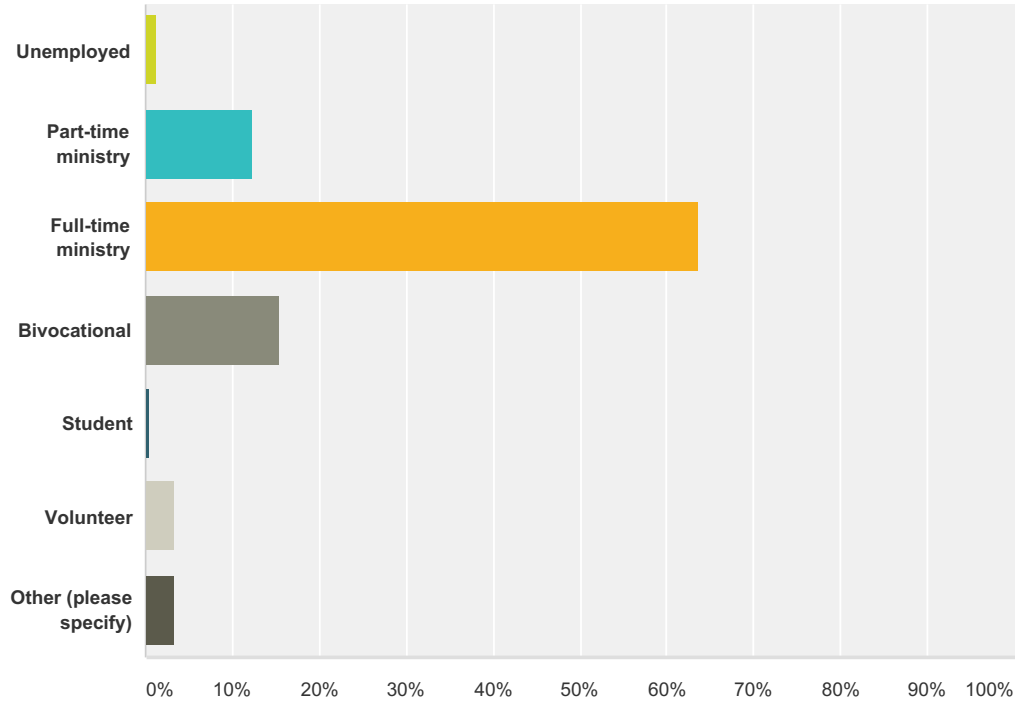


Answer Choices	Responses
Very Weak	5.46% 42
Weak	12.22% 94
Somewhat Weak	22.37% 172
Somewhat Strong	31.21% 240
Strong	19.90% 153
Very Strong	8.84% 68
Total	769

Q21 Which of the following best describes your current ministry employment status?

Answered: 769 Skipped: 0

Financial Foundations Pastor Survey

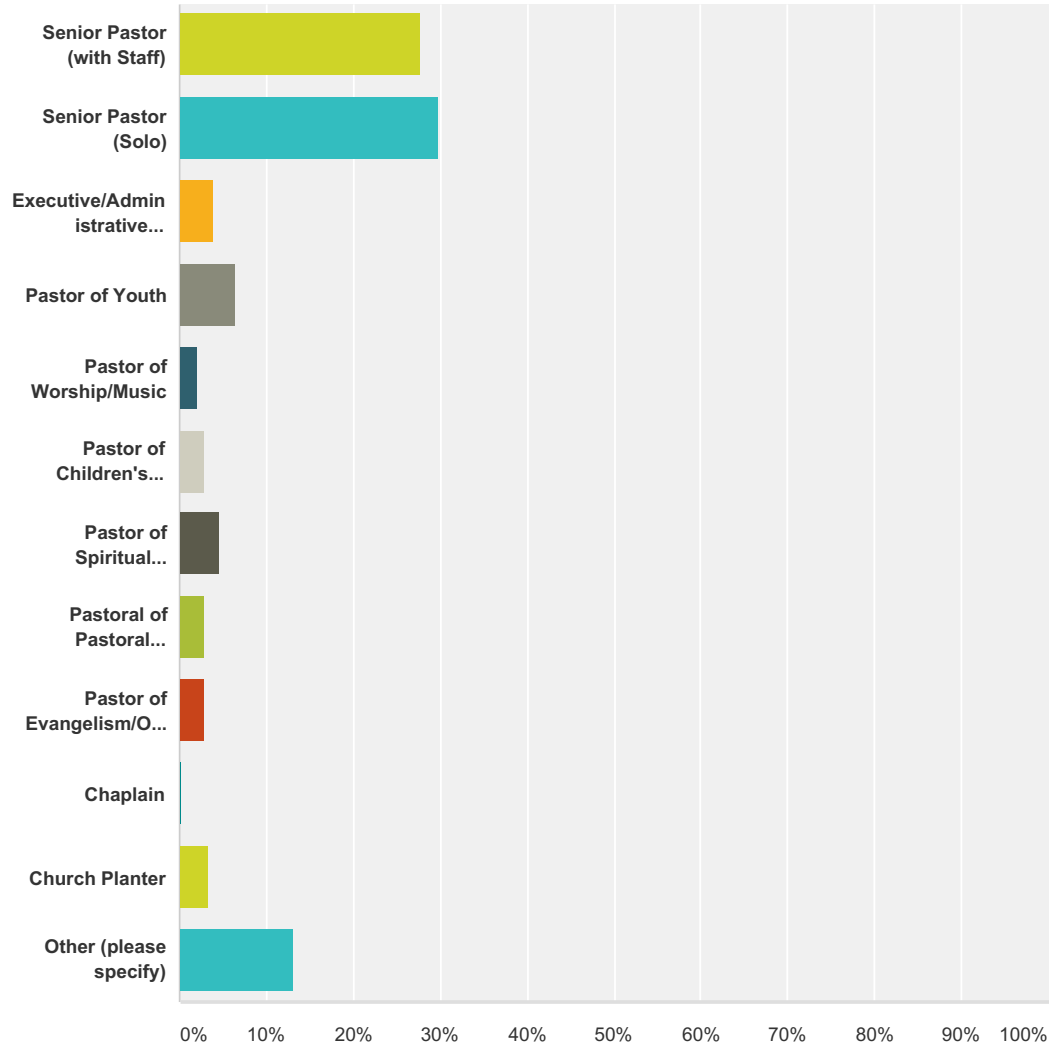


Answer Choices	Responses
Unemployed	1.30% 10
Part-time ministry	12.35% 95
Full-time ministry	63.72% 490
Bivocational	15.47% 119
Student	0.52% 4
Volunteer	3.25% 25
Other (please specify)	3.38% 26
Total	769

Q22 Which of the following best describes your primary ministry role?

Answered: 769 Skipped: 0

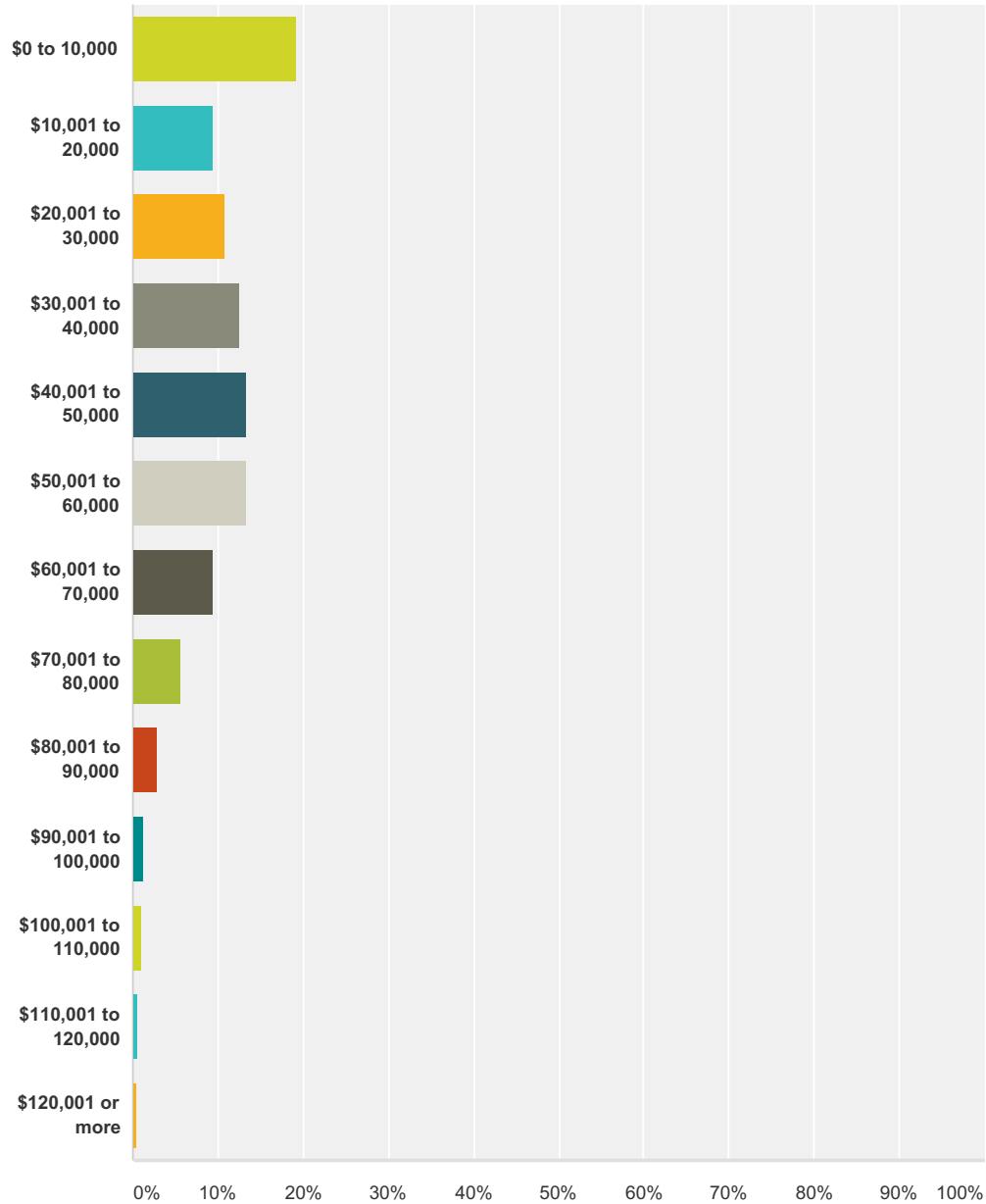
Financial Foundations Pastor Survey



Answer Choices	Responses
Senior Pastor (with Staff)	27.83% 214
Senior Pastor (Solo)	29.78% 229
Executive/Administrative Pastor	4.03% 31
Pastor of Youth	6.37% 49
Pastor of Worship/Music	2.08% 16
Pastor of Children's Ministries	2.99% 23
Pastor of Spiritual Formation/Discipleship	4.55% 35
Pastoral of Pastoral Care/Counseling	2.86% 22
Pastor of Evangelism/Outreach/Missions	2.86% 22
Chaplain	0.13% 1
Church Planter	3.38% 26
Other (please specify)	13.13% 101
Total	769

Q23 What is your total annual compensation package? (Note: Your answer should reflect all benefits such as salary, insurances, SS, pension, mileage, housing, allowances, etc.)

Answered: 769 Skipped: 0



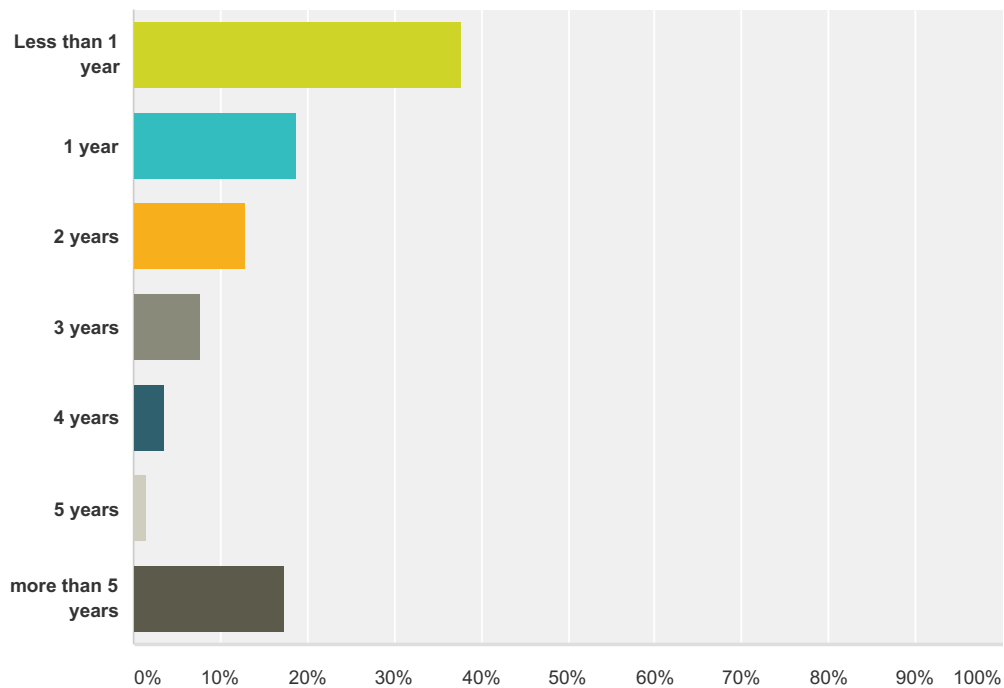
Answer Choices	Responses
\$0 to 10,000	19.25% 148
\$10,001 to 20,000	9.49% 73
\$20,001 to 30,000	10.79% 83
\$30,001 to 40,000	12.61% 97

Financial Foundations Pastor Survey

\$40,001 to 50,000	13.39%	103
\$50,001 to 60,000	13.39%	103
\$60,001 to 70,000	9.36%	72
\$70,001 to 80,000	5.59%	43
\$80,001 to 90,000	2.86%	22
\$90,001 to 100,000	1.17%	9
\$100,001 to 110,000	1.04%	8
\$110,001 to 120,000	0.65%	5
\$120,001 or more	0.39%	3
Total		769

Q24 How long since you last received an increase in your compensation package?

Answered: 769 Skipped: 0



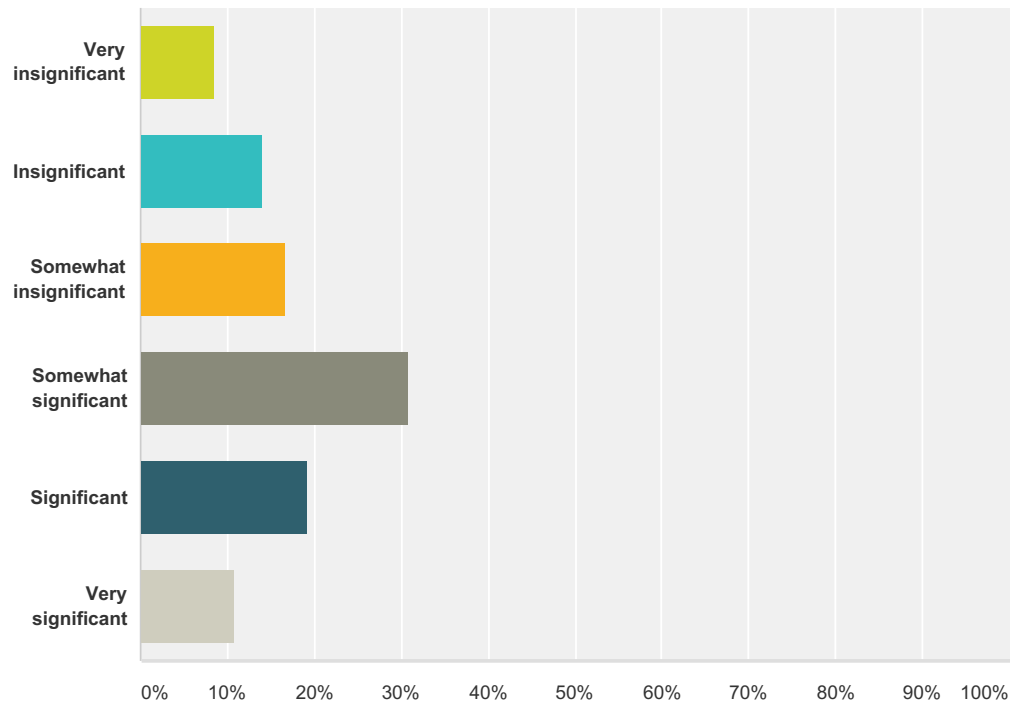
Answer Choices	Responses	
Less than 1 year	37.84%	291
1 year	18.73%	144
2 years	13.00%	100
3 years	7.80%	60
4 years	3.64%	28
5 years	1.56%	12

Financial Foundations Pastor Survey

more than 5 years	17.43%	134
Total		769

Q25 Pastoral salary too low. How significant is this challenge for you/your family?

Answered: 745 Skipped: 24

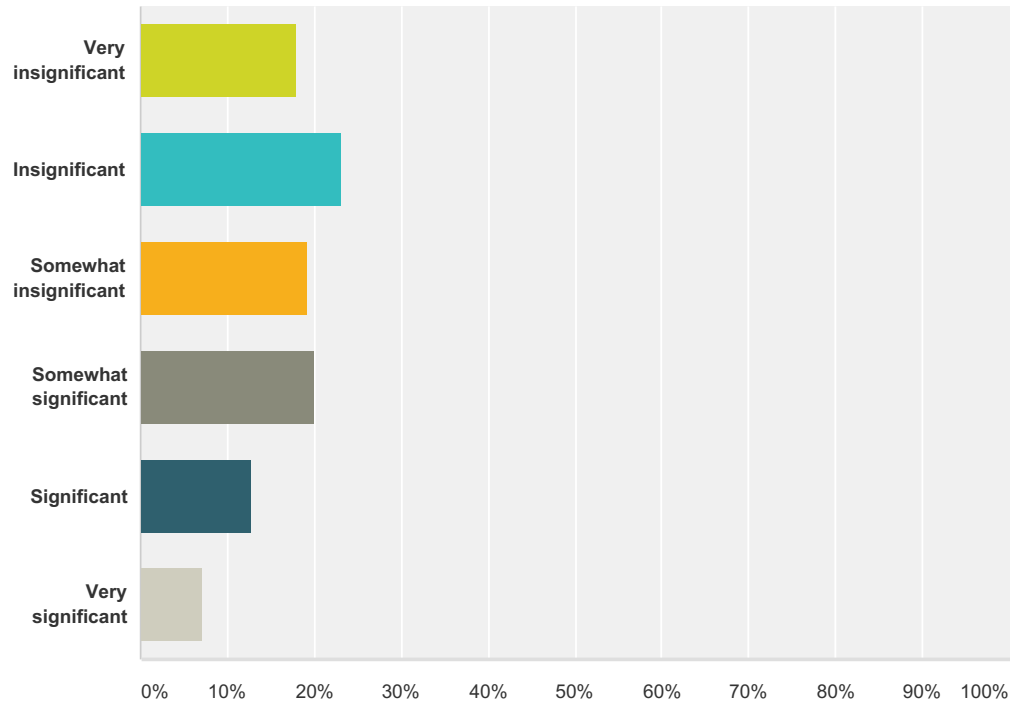


Answer Choices	Responses	
Very insignificant	8.46%	63
Insignificant	13.96%	104
Somewhat insignificant	16.64%	124
Somewhat significant	30.87%	230
Significant	19.19%	143
Very significant	10.87%	81
Total		745

Q26 Unreimbursed church/business expenses for the pastor. (Examples: Office supplies, taking guests to lunch, etc.). How significant is this challenge for you and your family?

Answered: 745 Skipped: 24

Financial Foundations Pastor Survey

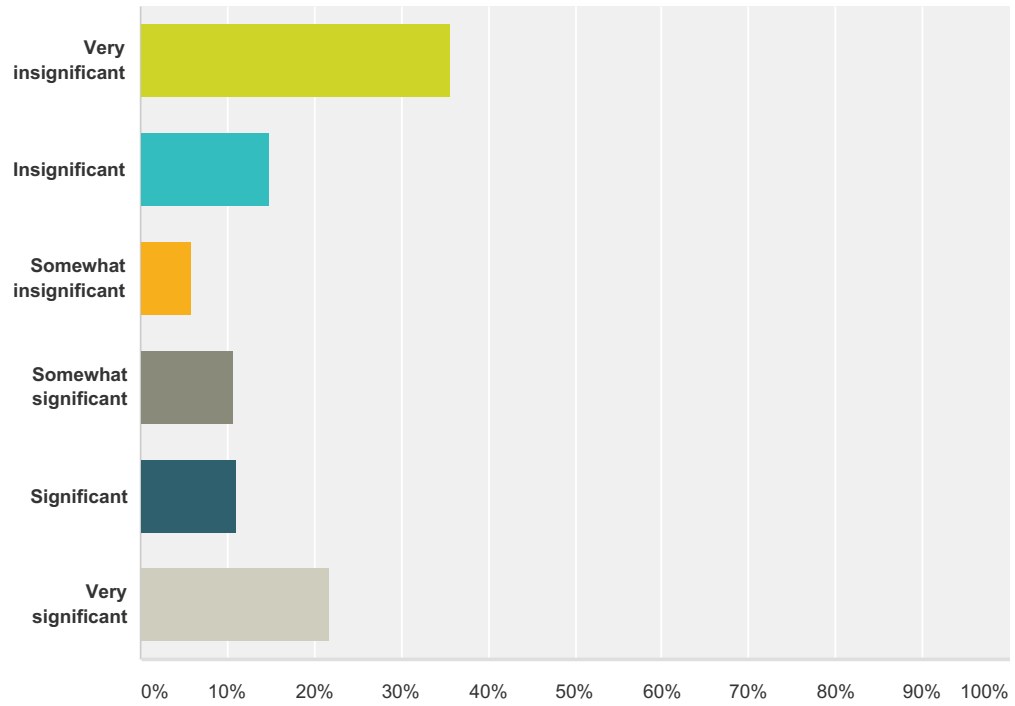


Answer Choices	Responses	
Very insignificant	17.85%	133
Insignificant	23.09%	172
Somewhat insignificant	19.19%	143
Somewhat significant	20.00%	149
Significant	12.75%	95
Very significant	7.11%	53
Total		745

Q27 Educational debt.(For you or your spouse's past or present education, college, or seminary).How significant is this challenge for you/family?

Answered: 745 Skipped: 24

Financial Foundations Pastor Survey

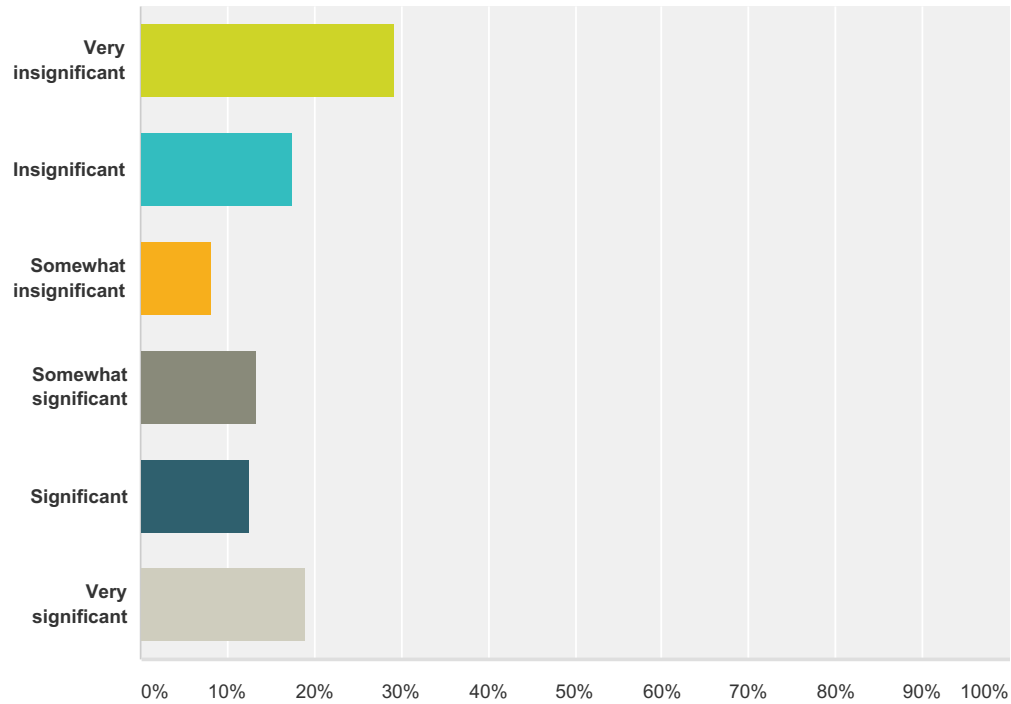


Answer Choices	Responses	
Very insignificant	35.70%	266
Insignificant	14.90%	111
Somewhat insignificant	5.77%	43
Somewhat significant	10.74%	80
Significant	11.14%	83
Very significant	21.74%	162
Total		745

Q28 Church does not provide medical insurance to the pastor/family. How significant is this challenge for you/family?

Answered: 745 Skipped: 24

Financial Foundations Pastor Survey

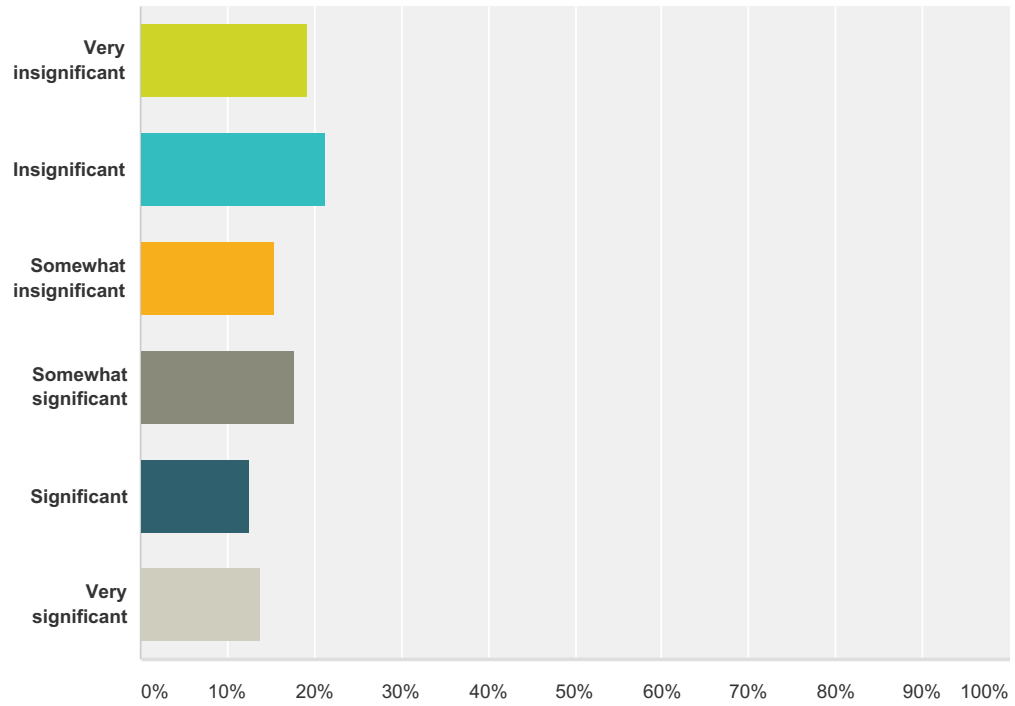


Answer Choices	Responses	
Very insignificant	29.26%	218
Insignificant	17.58%	131
Somewhat insignificant	8.05%	60
Somewhat significant	13.42%	100
Significant	12.62%	94
Very significant	19.06%	142
Total		745

Q29 Medical prescription costs for the pastor/family. How significant is this challenge for you/family?

Answered: 745 Skipped: 24

Financial Foundations Pastor Survey

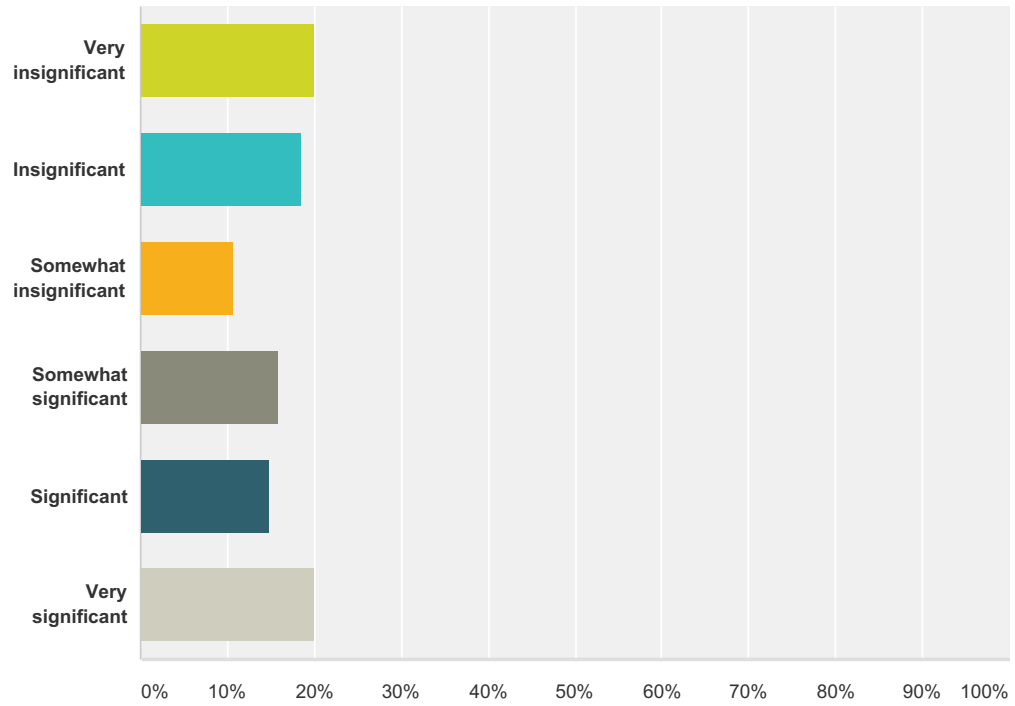


Answer Choices	Responses
Very insignificant	19.19% 143
Insignificant	21.34% 159
Somewhat insignificant	15.44% 115
Somewhat significant	17.72% 132
Significant	12.62% 94
Very significant	13.69% 102
Total	745

Q30 Medical insurance premium costs for the pastor/family. How significant is this challenge for you/family?

Answered: 745 Skipped: 24

Financial Foundations Pastor Survey

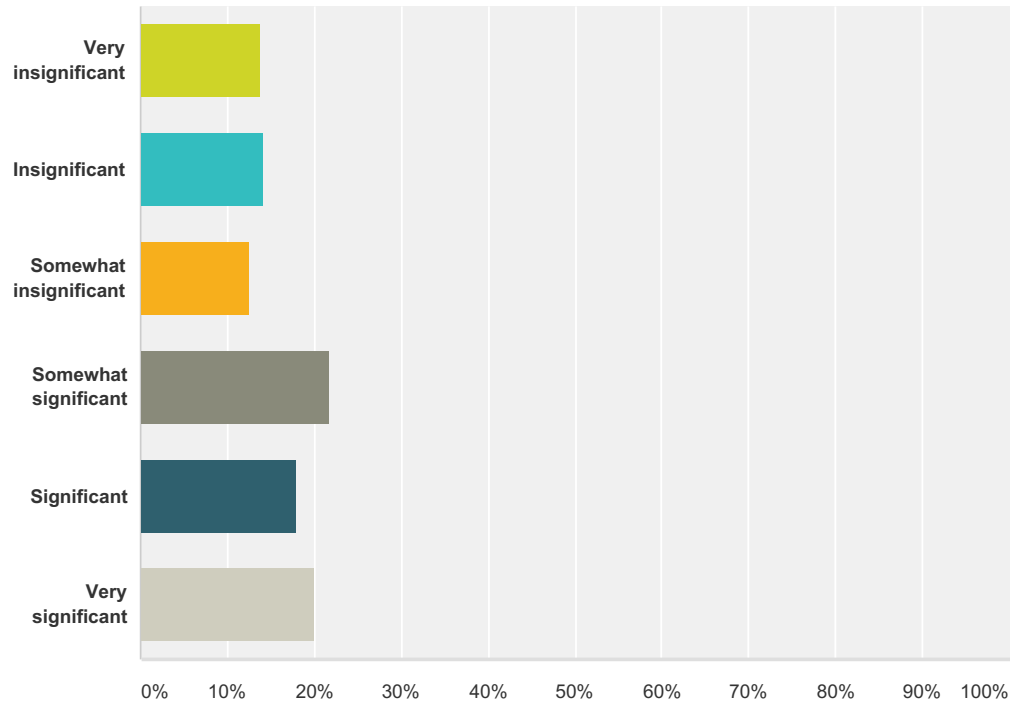


Answer Choices	Responses	
Very insignificant	20.00%	149
Insignificant	18.52%	138
Somewhat insignificant	10.74%	80
Somewhat significant	15.84%	118
Significant	14.90%	111
Very significant	20.00%	149
Total		745

Q31 Medical insurance deductible/out of pocket costs for the pastor/family. How significant is this challenge for you/family?

Answered: 745 Skipped: 24

Financial Foundations Pastor Survey

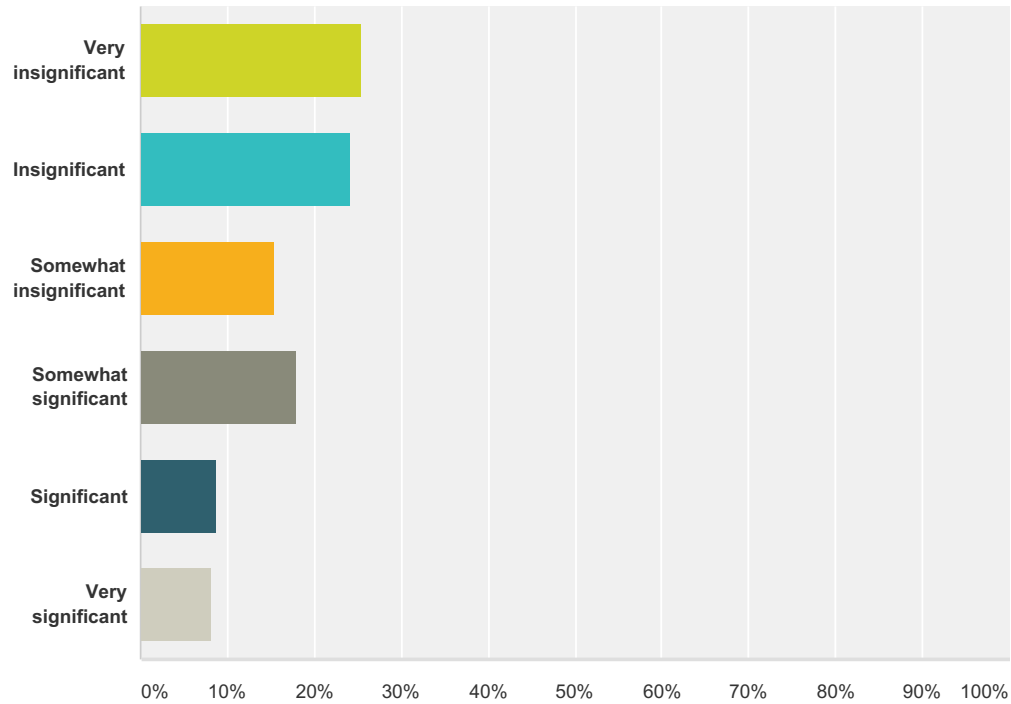


Answer Choices	Responses
Very insignificant	13.69% 102
Insignificant	14.09% 105
Somewhat insignificant	12.62% 94
Somewhat significant	21.61% 161
Significant	17.85% 133
Very significant	20.13% 150
Total	745

Q32 Church does not provide transportation cost allowance to the pastor. (Examples: Auto allowance or mileage reimbursement). How significant is this challenge for you/family?

Answered: 745 Skipped: 24

Financial Foundations Pastor Survey

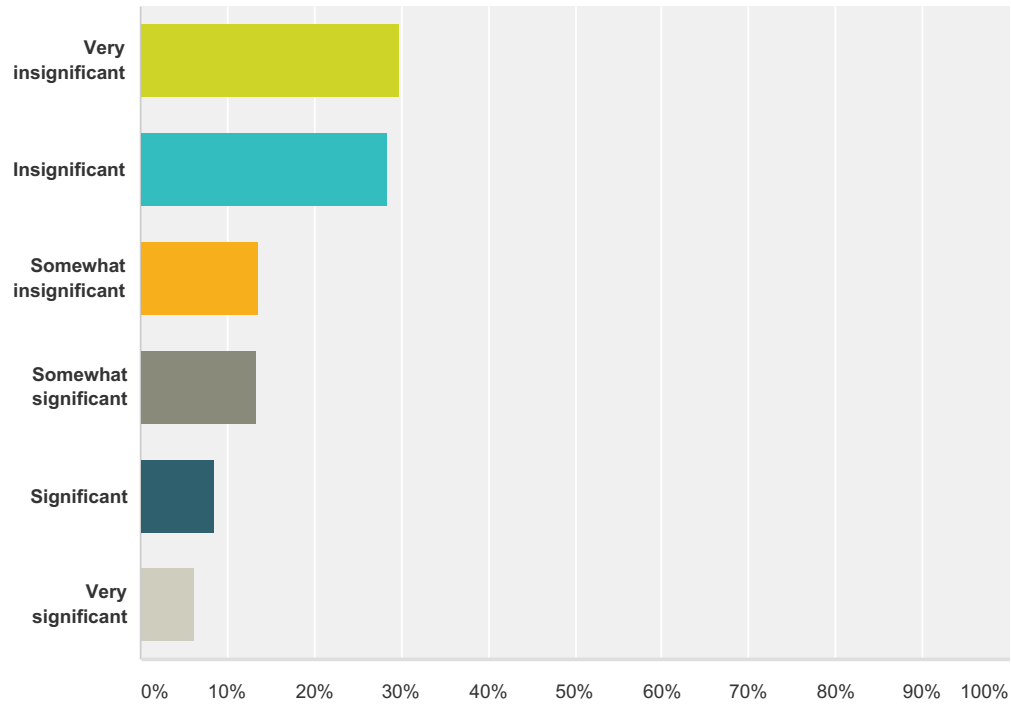


Answer Choices	Responses	
Very insignificant	25.37%	189
Insignificant	24.30%	181
Somewhat insignificant	15.44%	115
Somewhat significant	17.99%	134
Significant	8.72%	65
Very significant	8.19%	61
Total		745

Q33 Inadequate primary vehicle available to the pastor for conducting ministry. How significant is this challenge for you/family?

Answered: 745 Skipped: 24

Financial Foundations Pastor Survey

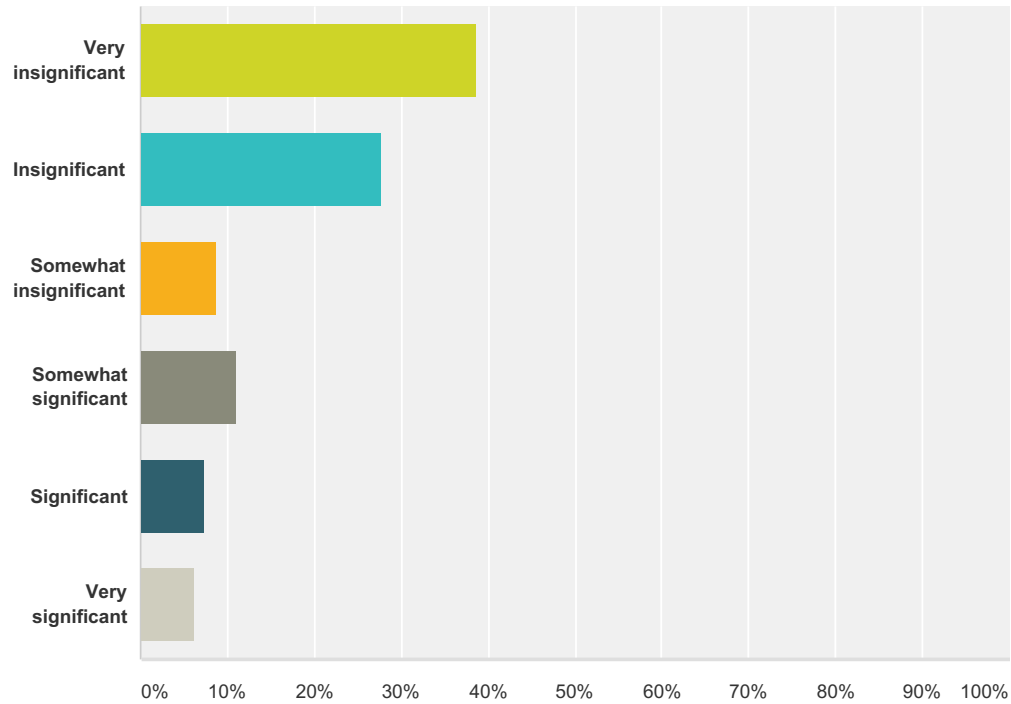


Answer Choices	Responses	
Very insignificant	29.93%	223
Insignificant	28.46%	212
Somewhat insignificant	13.56%	101
Somewhat significant	13.29%	99
Significant	8.59%	64
Very significant	6.17%	46
Total		745

Q34 No 2nd family vehicle available for ministry use by the pastor. How significant is this challenge for you/family?

Answered: 745 Skipped: 24

Financial Foundations Pastor Survey

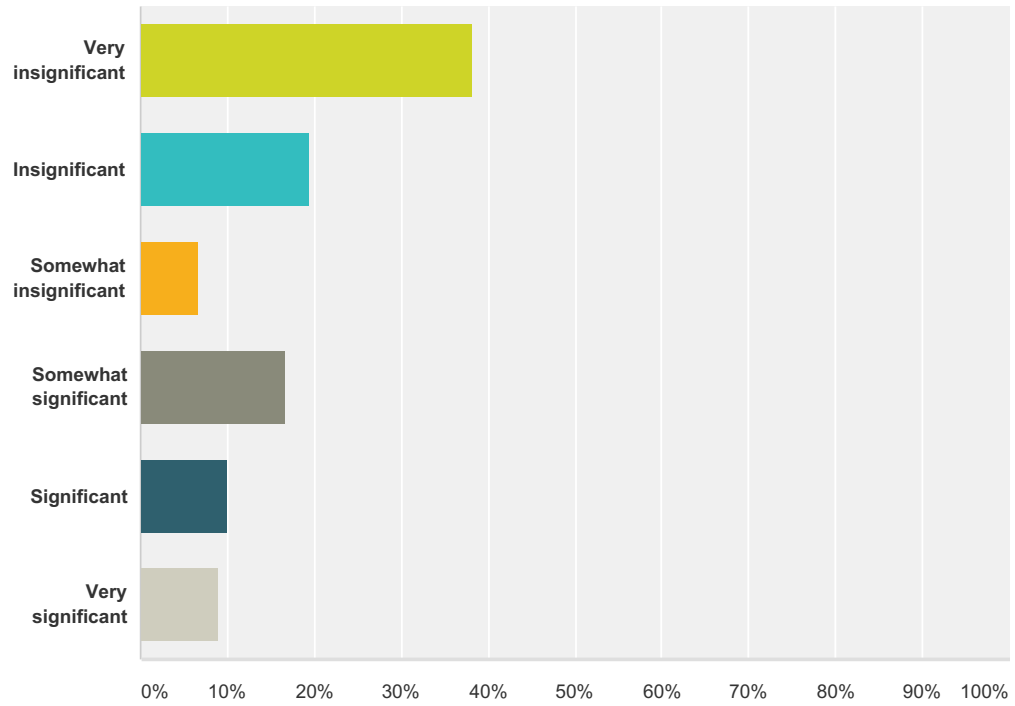


Answer Choices	Responses	
Very insignificant	38.66%	288
Insignificant	27.79%	207
Somewhat insignificant	8.86%	66
Somewhat significant	11.14%	83
Significant	7.25%	54
Very significant	6.31%	47
Total		745

Q35 Credit card debt for the pastor/family. How significant is this challenge for you/family?

Answered: 745 Skipped: 24

Financial Foundations Pastor Survey

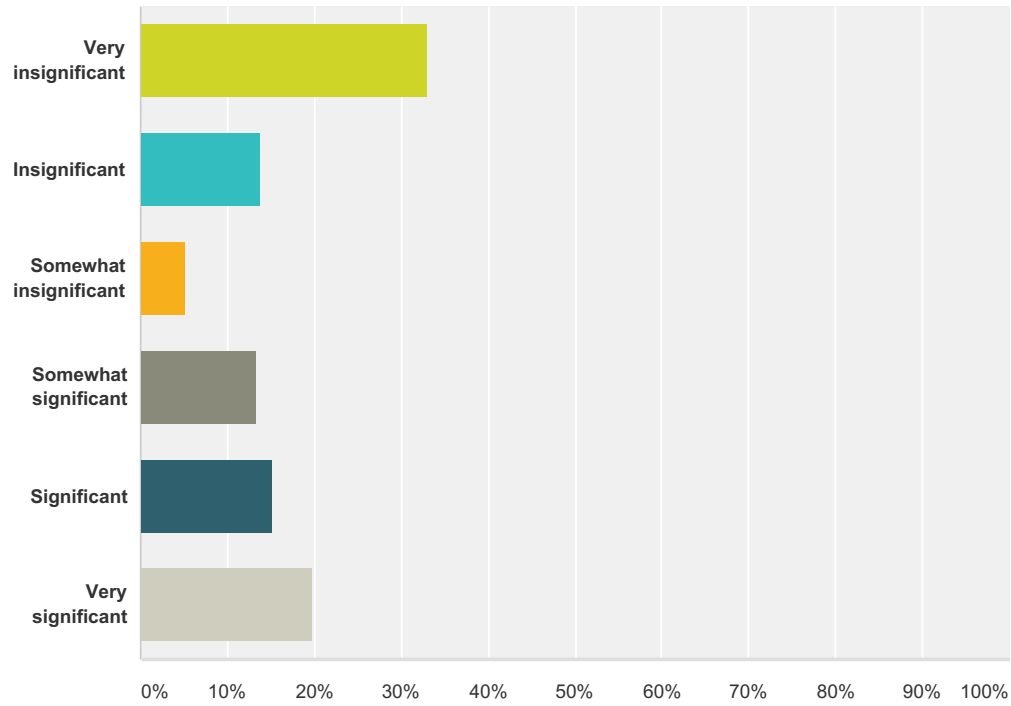


Answer Choices	Responses	
Very insignificant	38.12%	284
Insignificant	19.46%	145
Somewhat insignificant	6.71%	50
Somewhat significant	16.64%	124
Significant	10.07%	75
Very significant	8.99%	67
Total		745

Q36 College/Education costs for the pastor's children. How significant is this challenge for you/family?

Answered: 745 Skipped: 24

Financial Foundations Pastor Survey

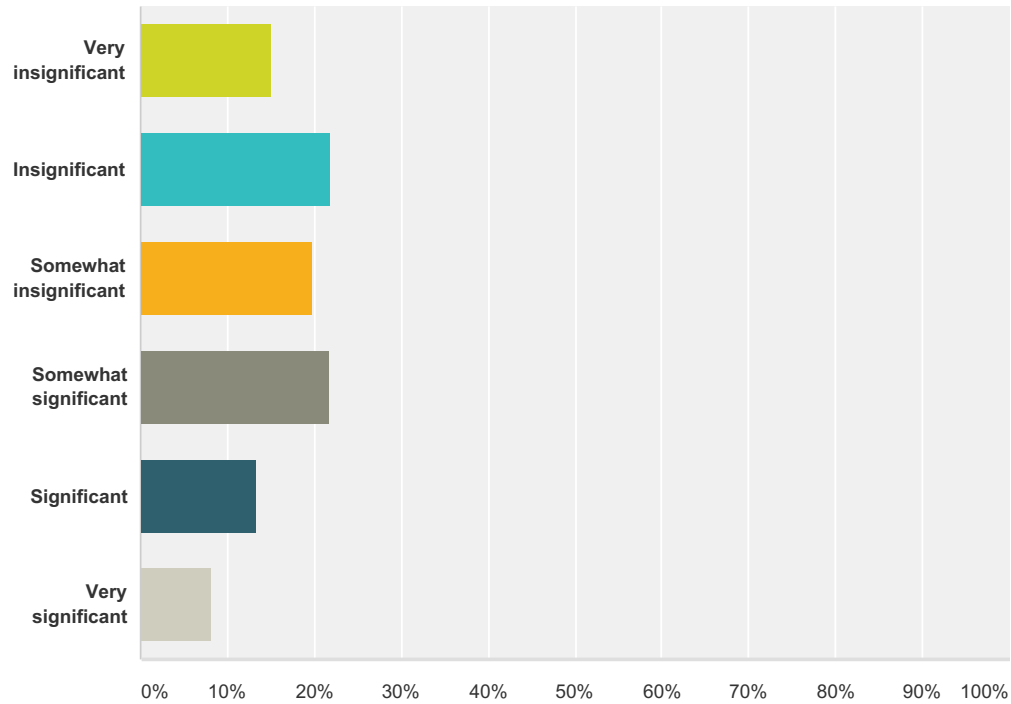


Answer Choices	Responses
Very insignificant	32.89% 245
Insignificant	13.69% 102
Somewhat insignificant	5.23% 39
Somewhat significant	13.29% 99
Significant	15.17% 113
Very significant	19.73% 147
Total	745

Q37 Meeting the pastor/family's basic living expenses. (Examples: food, clothing, supplies, etc.).How significant is this challenge for you/family?

Answered: 745 Skipped: 24

Financial Foundations Pastor Survey

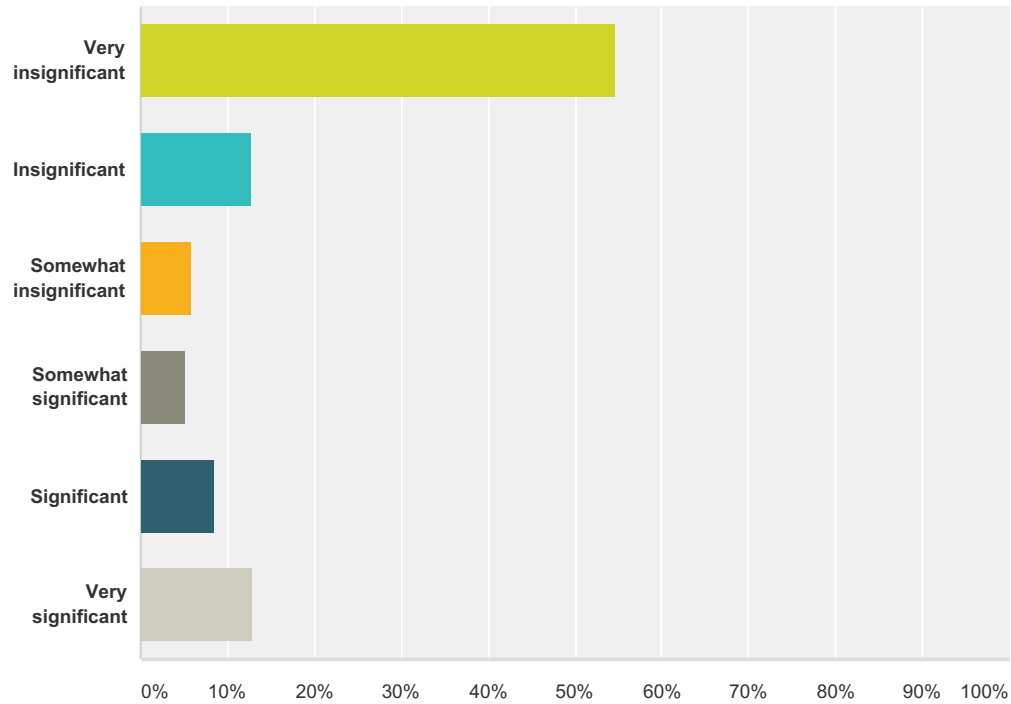


Answer Choices	Responses	
Very insignificant	15.03%	112
Insignificant	21.88%	163
Somewhat insignificant	19.87%	148
Somewhat significant	21.74%	162
Significant	13.29%	99
Very significant	8.19%	61
Total		745

Q38 Church does not provide pension contribution on behalf of the pastor. (Note: If you have a pension contribution by the church, select very insignificant challenge regardless of the percentage of church contribution). How significant is this challenge for you/family?

Answered: 745 Skipped: 24

Financial Foundations Pastor Survey

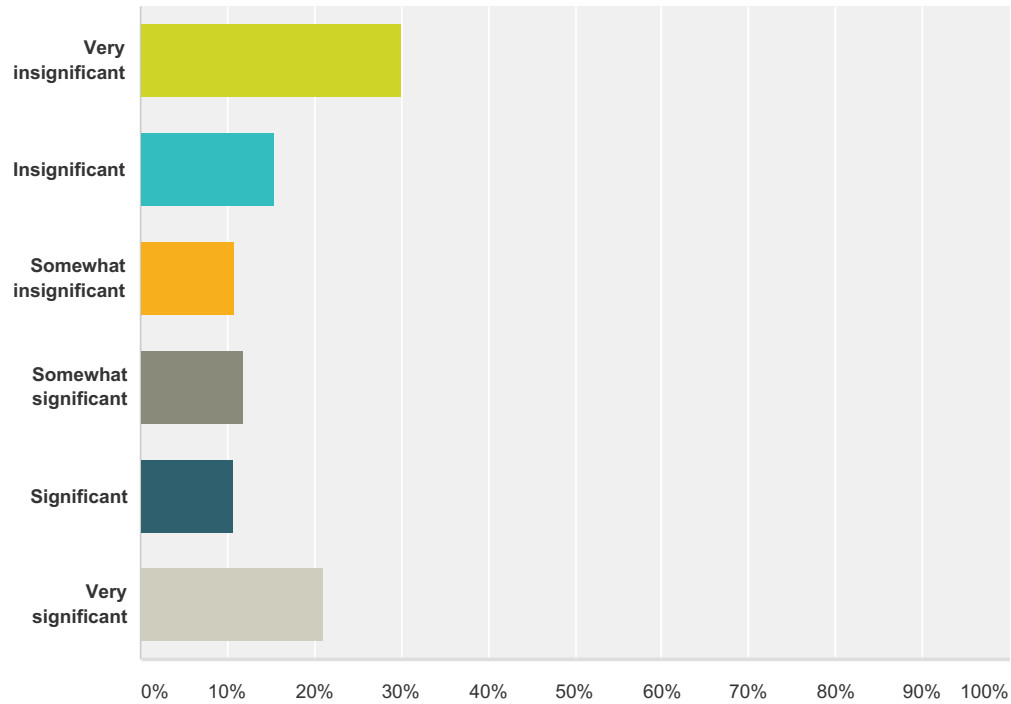


Answer Choices	Responses
Very insignificant	54.63% 407
Insignificant	12.75% 95
Somewhat insignificant	5.91% 44
Somewhat significant	5.23% 39
Significant	8.59% 64
Very significant	12.89% 96
Total	745

Q39 Pension provided to the pastor by the church is underfunded/inadequate. (Note: If you do not have a pension provided by the church, select very significant). How significant is this challenge for you/your family?

Answered: 745 Skipped: 24

Financial Foundations Pastor Survey

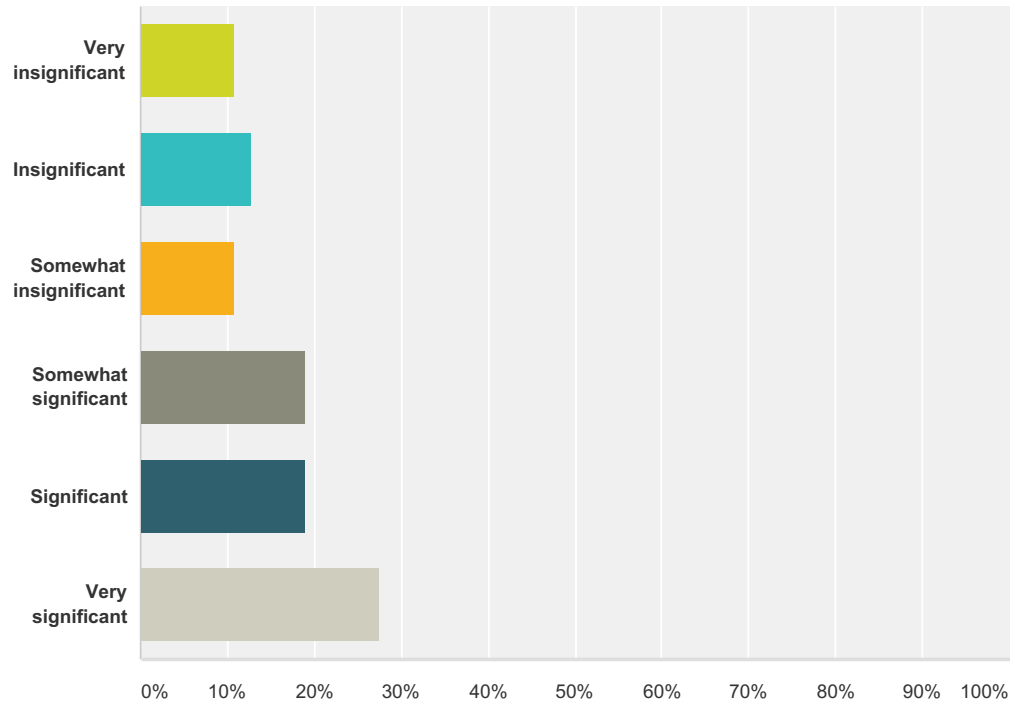


Answer Choices	Responses	
Very insignificant	30.07%	224
Insignificant	15.44%	115
Somewhat insignificant	10.87%	81
Somewhat significant	11.81%	88
Significant	10.74%	80
Very significant	21.07%	157
Total		745

Q40 No supplemental savings by the pastor/spouse for retirement.
(Supplemental refers to items in addition to an expected pension. Examples include bank accounts, WIF, 401k, 403b, annuity, investments, etc.).How significant is this challenge for you and your family?

Answered: 745 Skipped: 24

Financial Foundations Pastor Survey

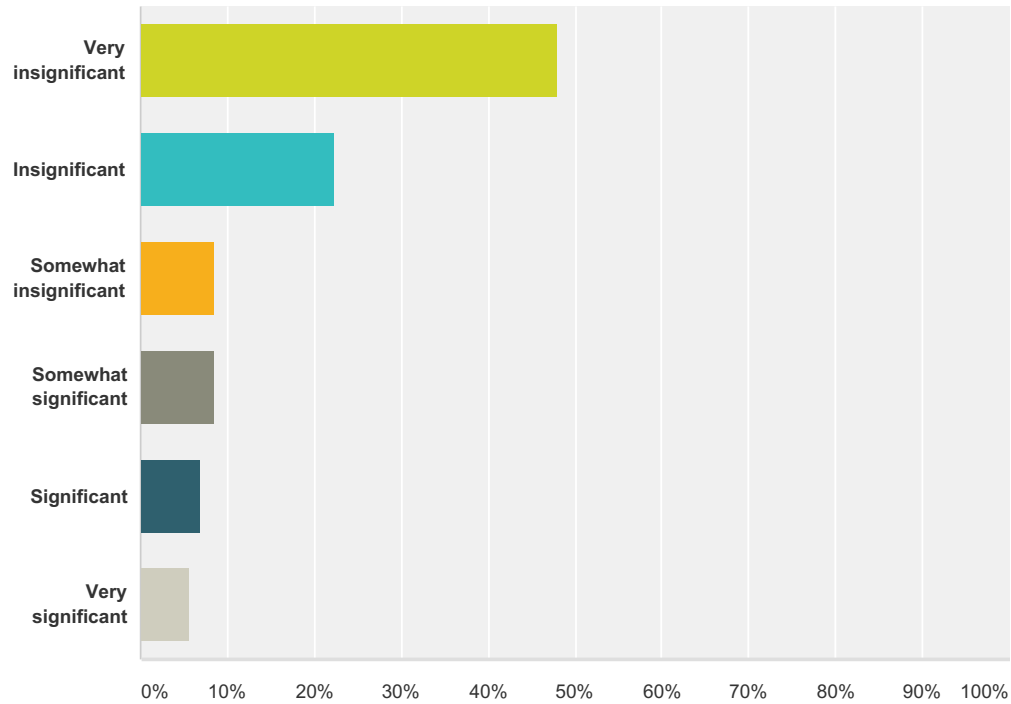


Answer Choices	Responses
Very insignificant	10.87% 81
Insignificant	12.75% 95
Somewhat insignificant	10.87% 81
Somewhat significant	18.93% 141
Significant	18.93% 141
Very significant	27.65% 206
Total	745

Q41 Church does not provide adequate allowance for the cost of the pastor living in church-owned housing.(Examples include utilities/maintenance).How significant is this challenge for you and your family?

Answered: 745 Skipped: 24

Financial Foundations Pastor Survey

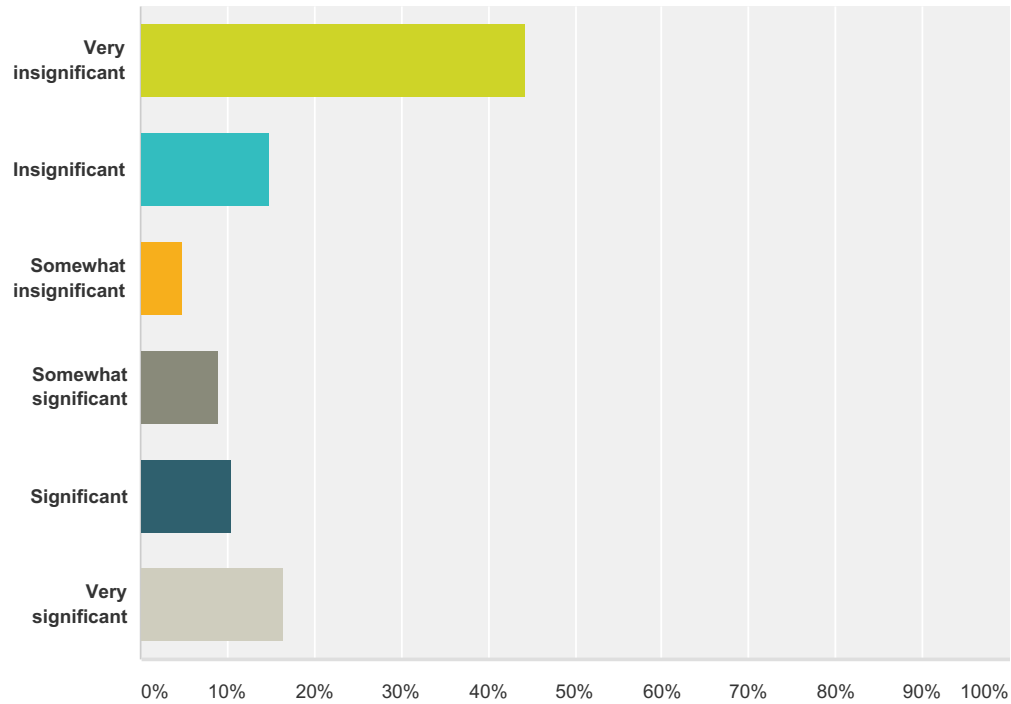


Answer Choices	Responses	
Very insignificant	48.05%	358
Insignificant	22.28%	166
Somewhat insignificant	8.46%	63
Somewhat significant	8.59%	64
Significant	6.98%	52
Very significant	5.64%	42
Total		745

Q42 Church provided housing (e.g., parsonage) offers no opportunity for the pastor/family to build equity. How significant is this challenge for you/family?

Answered: 745 Skipped: 24

Financial Foundations Pastor Survey

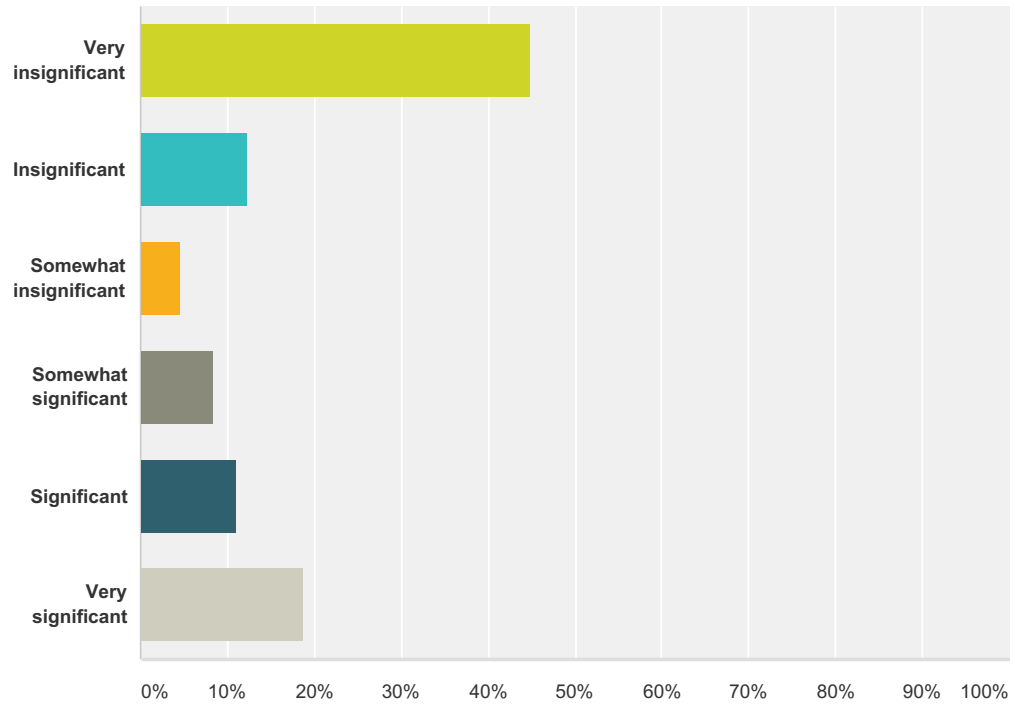


Answer Choices	Responses	
Very insignificant	44.30%	330
Insignificant	14.90%	111
Somewhat insignificant	4.83%	36
Somewhat significant	8.99%	67
Significant	10.47%	78
Very significant	16.51%	123
Total		745

Q43 Because the pastor lives in church-provided housing, s/he has nothing established for retirement housing. How significant is this challenge for you/family?

Answered: 745 Skipped: 24

Financial Foundations Pastor Survey

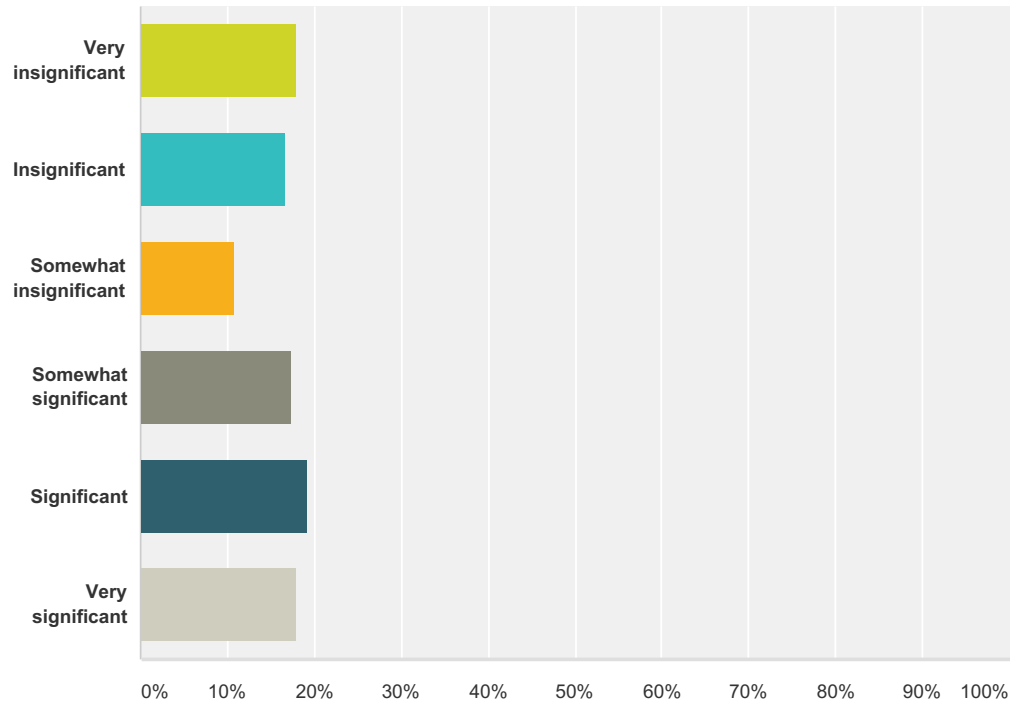


Answer Choices	Responses	
Very insignificant	44.97%	335
Insignificant	12.35%	92
Somewhat insignificant	4.56%	34
Somewhat significant	8.32%	62
Significant	11.01%	82
Very significant	18.79%	140
Total		745

Q44 Church does not provide life/disability insurance to the pastor. How significant is this challenge for you/family?

Answered: 745 Skipped: 24

Financial Foundations Pastor Survey

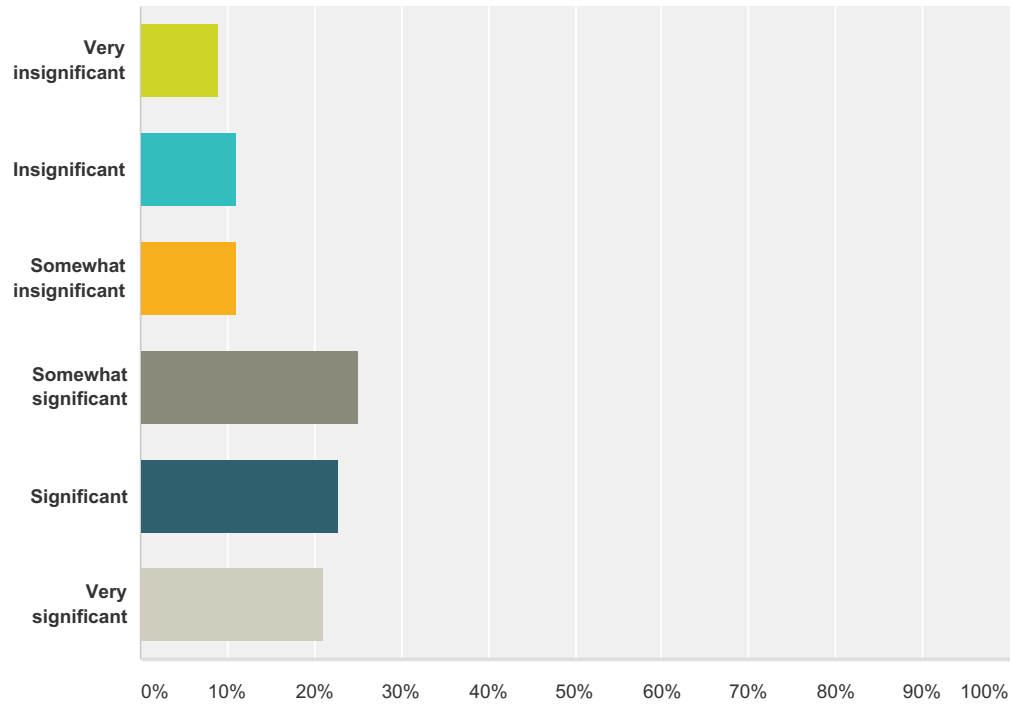


Answer Choices	Responses
Very insignificant	17.99% 134
Insignificant	16.78% 125
Somewhat insignificant	10.87% 81
Somewhat significant	17.32% 129
Significant	19.19% 143
Very significant	17.85% 133
Total	745

Q45 Limited opportunity for increase in the pastor's future income. How significant is this challenge for you/family?

Answered: 745 Skipped: 24

Financial Foundations Pastor Survey

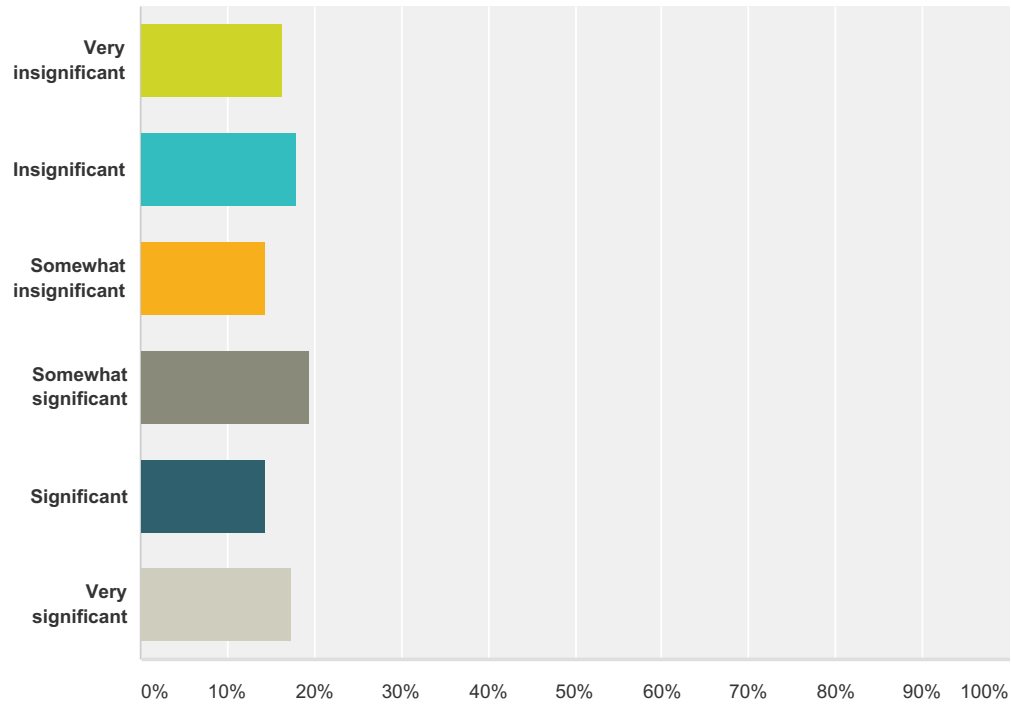


Answer Choices	Responses	
Very insignificant	8.99%	67
Insignificant	11.14%	83
Somewhat insignificant	11.01%	82
Somewhat significant	25.10%	187
Significant	22.68%	169
Very significant	21.07%	157
Total		745

Q46 No or inadequate continuing education (e.g., graduate degree) allowance provided to the pastor by the church. How significant is this challenge for you/family?

Answered: 745 Skipped: 24

Financial Foundations Pastor Survey

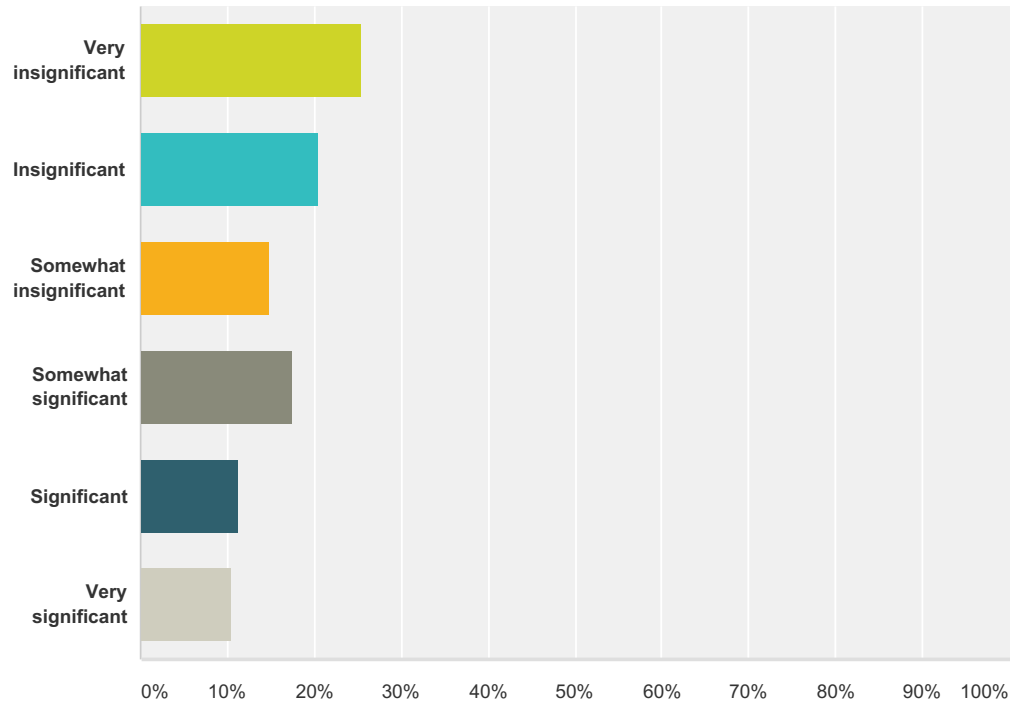


Answer Choices	Responses
Very insignificant	16.38% 122
Insignificant	17.85% 133
Somewhat insignificant	14.50% 108
Somewhat significant	19.46% 145
Significant	14.50% 108
Very significant	17.32% 129
Total	745

Q47 No library allowance (for books, resources) provided to the pastor by the church. How significant is this challenge for you/family?

Answered: 745 Skipped: 24

Financial Foundations Pastor Survey

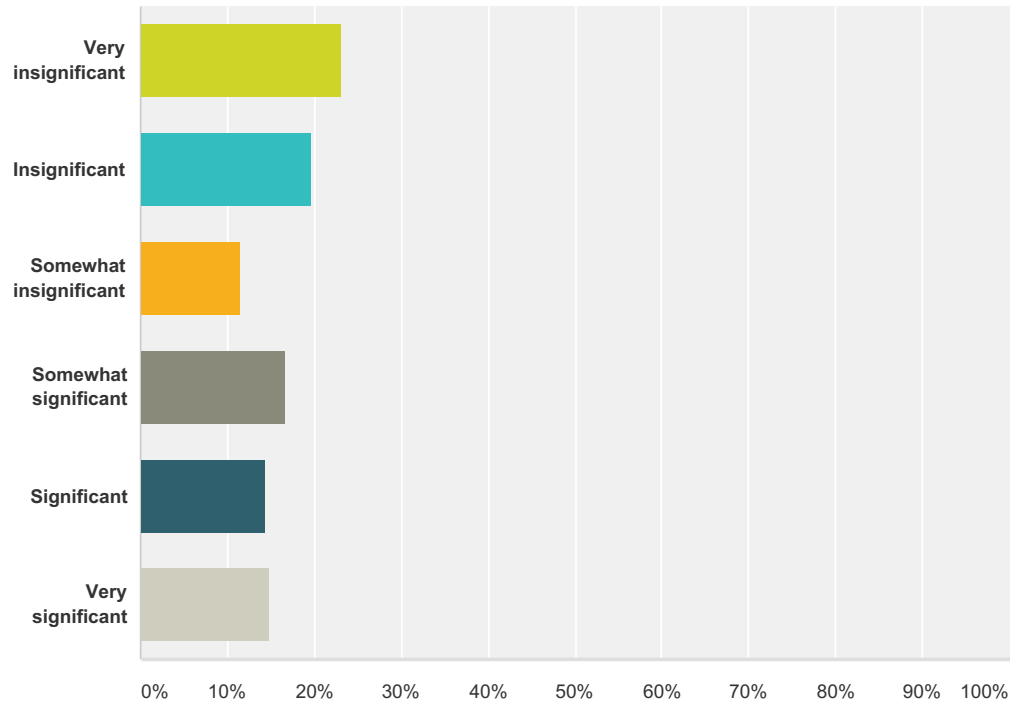


Answer Choices	Responses	
Very insignificant	25.50%	190
Insignificant	20.54%	153
Somewhat insignificant	14.77%	110
Somewhat significant	17.58%	131
Significant	11.28%	84
Very significant	10.34%	77
Total		745

Q48 Limited or no staff employed by the church to help the pastor. How significant is this challenge for you/family?

Answered: 745 Skipped: 24

Financial Foundations Pastor Survey

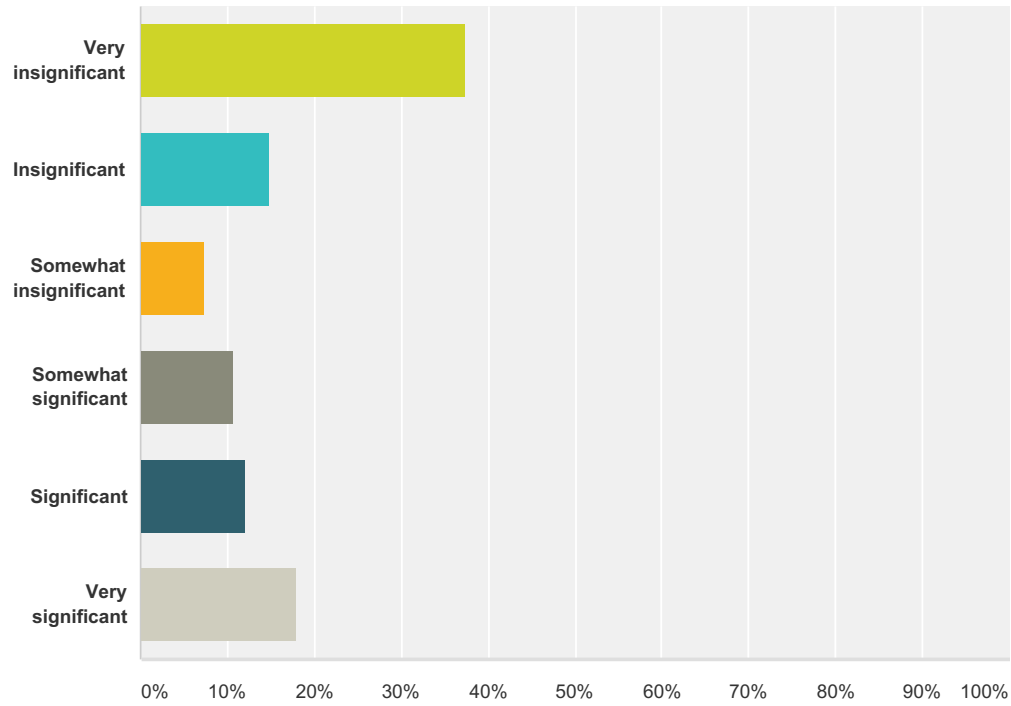


Answer Choices	Responses	
Very insignificant	23.09%	172
Insignificant	19.60%	146
Somewhat insignificant	11.41%	85
Somewhat significant	16.78%	125
Significant	14.36%	107
Very significant	14.77%	110
Total		745

Q49 Pastor must work a 2nd job to pay for debt, insurance, or other living expenses. How significant is this challenge for you/family?

Answered: 745 Skipped: 24

Financial Foundations Pastor Survey

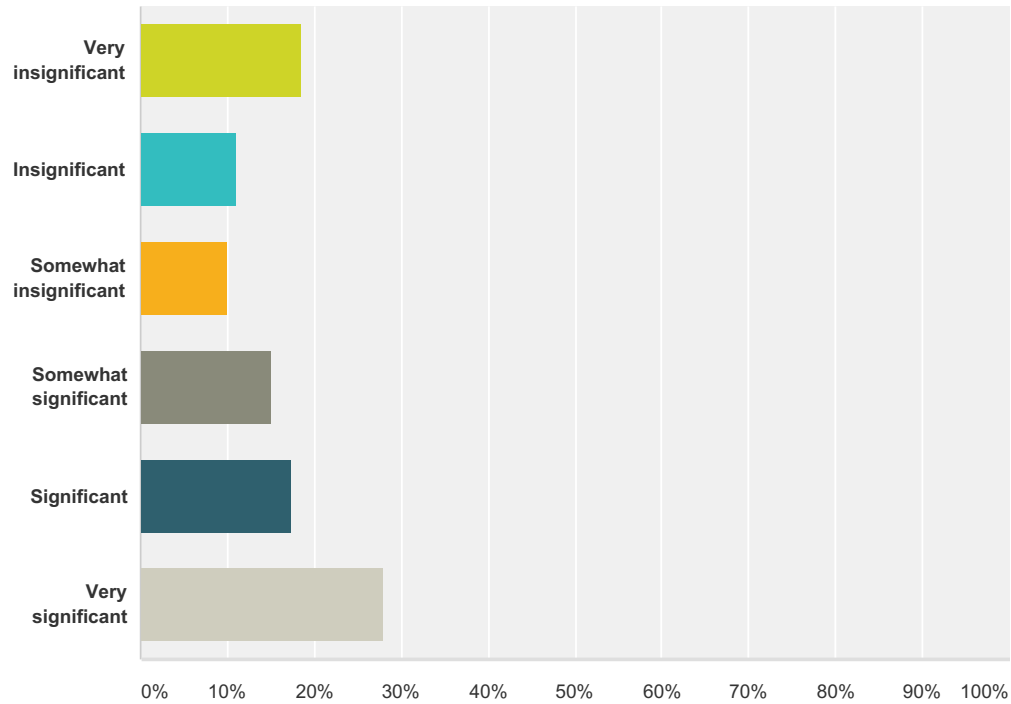


Answer Choices	Responses	
Very insignificant	37.45%	279
Insignificant	14.77%	110
Somewhat insignificant	7.25%	54
Somewhat significant	10.60%	79
Significant	12.08%	90
Very significant	17.85%	133
Total		745

Q50 The pastor's spouse must work to pay for debt, insurance, or other living expenses of pastoral family. How significant is this challenge for you/family?

Answered: 745 Skipped: 24

Financial Foundations Pastor Survey

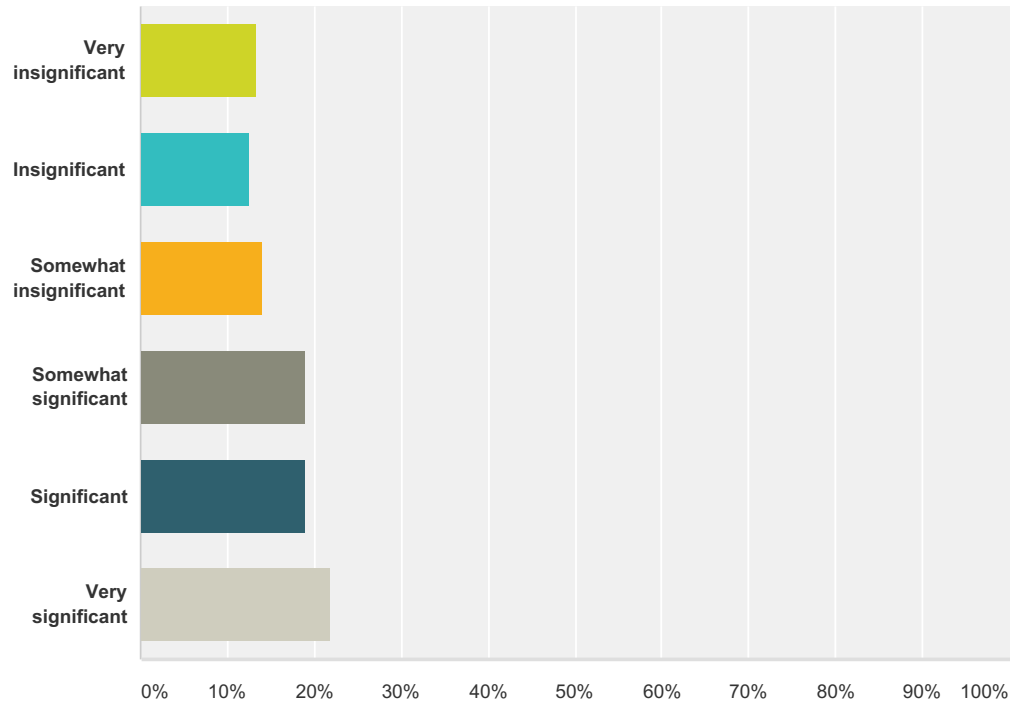


Answer Choices	Responses	
Very insignificant	18.52%	138
Insignificant	11.01%	82
Somewhat insignificant	10.07%	75
Somewhat significant	15.03%	112
Significant	17.32%	129
Very significant	28.05%	209
Total		745

Q51 The pastor and family have no opportunity to take extended vacations because it is too expensive. (Extended means one week or longer, as compared to 1-2 days). How significant is this challenge to you/family?

Answered: 745 Skipped: 24

Financial Foundations Pastor Survey

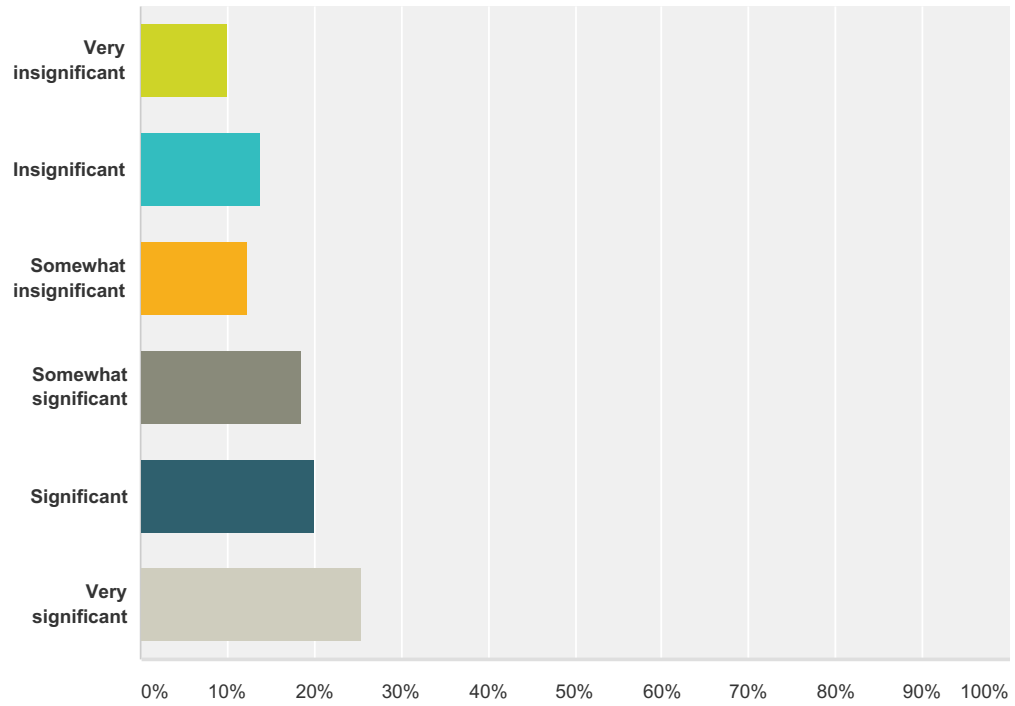


Answer Choices	Responses
Very insignificant	13.42% 100
Insignificant	12.62% 94
Somewhat insignificant	13.96% 104
Somewhat significant	18.93% 141
Significant	19.06% 142
Very significant	22.01% 164
Total	745

Q52 The pastor has no opportunity to take a sabbatical or personal retreat (any length) because time is not provided or is too expensive. How significant is this challenge for you/family?

Answered: 745 Skipped: 24

Financial Foundations Pastor Survey

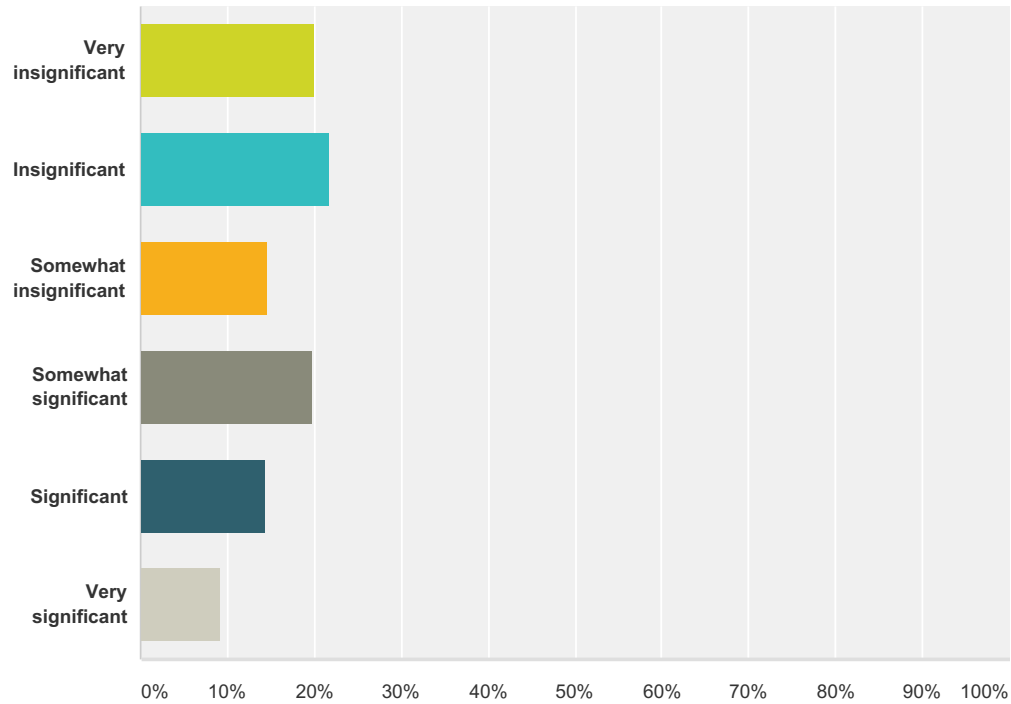


Answer Choices	Responses	
Very insignificant	9.93%	74
Insignificant	13.83%	103
Somewhat insignificant	12.21%	91
Somewhat significant	18.52%	138
Significant	20.13%	150
Very significant	25.37%	189
Total		745

Q53 No ongoing financial education or financial counsel provided to pastors. How significant is this challenge for you/family?

Answered: 745 Skipped: 24

Financial Foundations Pastor Survey

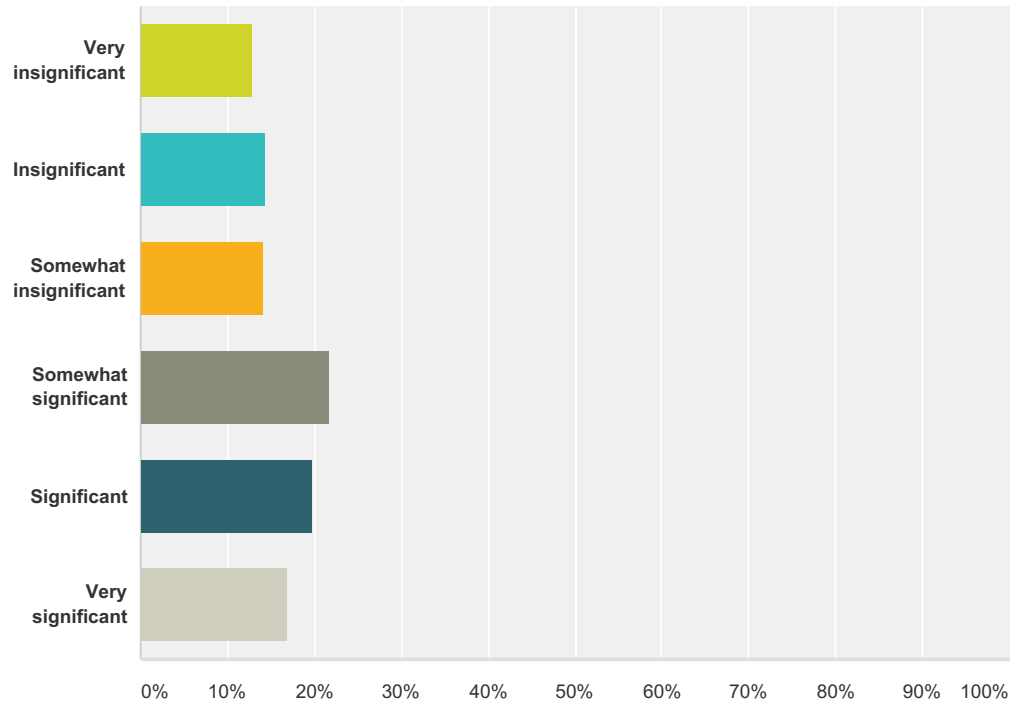


Answer Choices	Responses	
Very insignificant	20.13%	150
Insignificant	21.74%	162
Somewhat insignificant	14.63%	109
Somewhat significant	19.87%	148
Significant	14.50%	108
Very significant	9.13%	68
Total		745

**Q54 General indebtedness of the pastoral family. (Examples: vehicles, mortgage, etc.).
How significant is this challenge for you/family?**

Answered: 745 Skipped: 24

Financial Foundations Pastor Survey

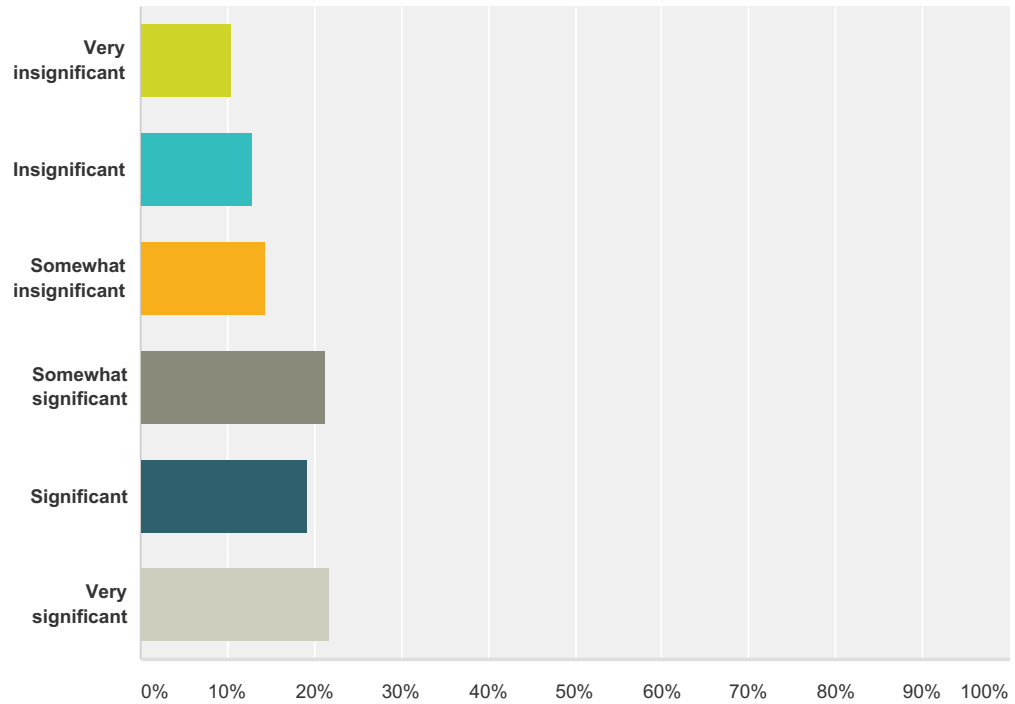


Answer Choices	Responses
Very insignificant	13.02% 97
Insignificant	14.50% 108
Somewhat insignificant	14.09% 105
Somewhat significant	21.74% 162
Significant	19.73% 147
Very significant	16.91% 126
Total	745

Q55 No savings or available funds for use in emergency by the pastor/family. How significant is this challenge for you/family?

Answered: 745 Skipped: 24

Financial Foundations Pastor Survey

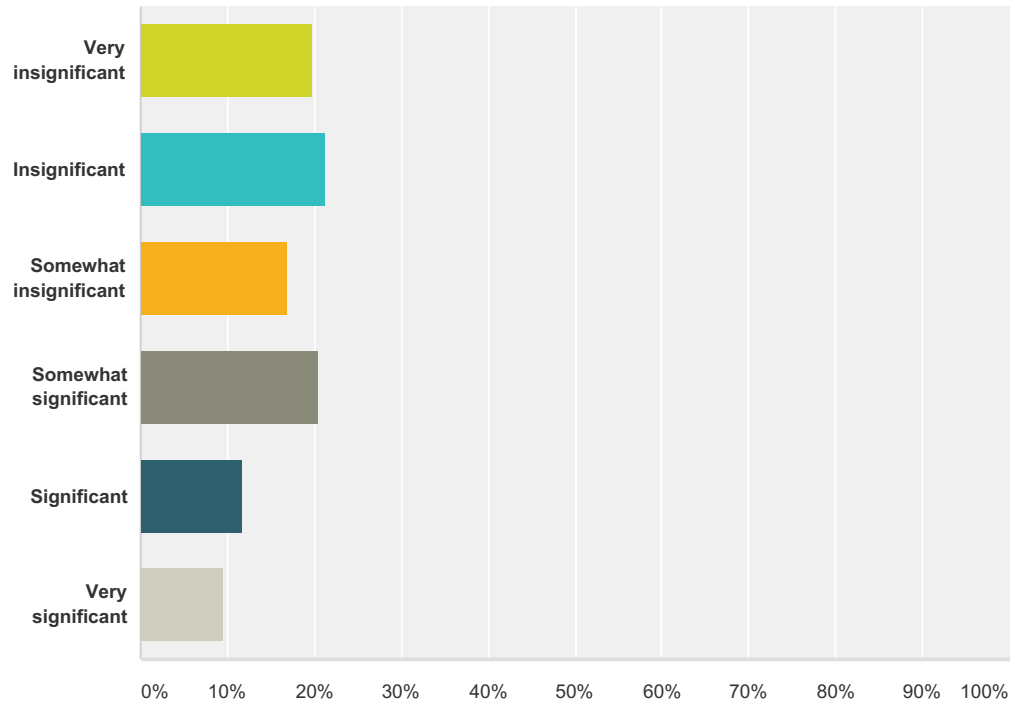


Answer Choices	Responses
Very insignificant	10.47% 78
Insignificant	12.89% 96
Somewhat insignificant	14.36% 107
Somewhat significant	21.34% 159
Significant	19.19% 143
Very significant	21.74% 162
Total	745

Q56 The pastor is unable to participate in professional development seminars. (Examples include leadership, church development, spiritual formation, etc.). How significant is this challenge for you/family?

Answered: 745 Skipped: 24

Financial Foundations Pastor Survey

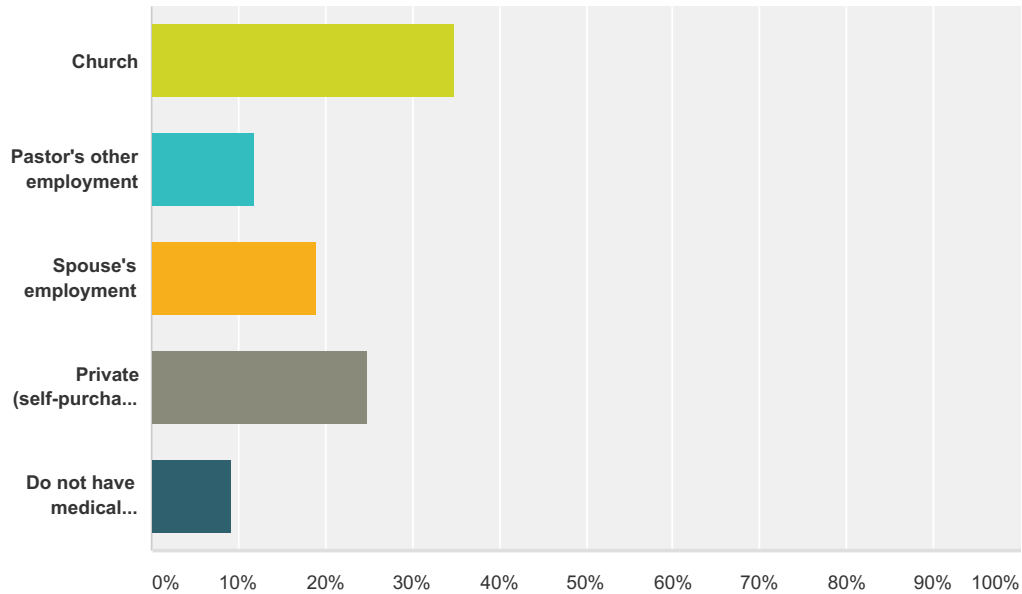


Answer Choices	Responses
Very insignificant	19.87% 148
Insignificant	21.34% 159
Somewhat insignificant	16.91% 126
Somewhat significant	20.54% 153
Significant	11.68% 87
Very significant	9.66% 72
Total	745

Q57 Medical insurance for the pastor/family is provided by:

Answered: 745 Skipped: 24

Financial Foundations Pastor Survey



Answer Choices	Responses
Church	34.90% 260
Pastor's other employment	11.95% 89
Spouse's employment	19.06% 142
Private (self-purchased) medical insurance	24.83% 185
Do not have medical insurance	9.26% 69
Total	745

Q58 What additional economic challenges do you face that have not been asked about? Briefly describe.

Answered: 728 Skipped: 41

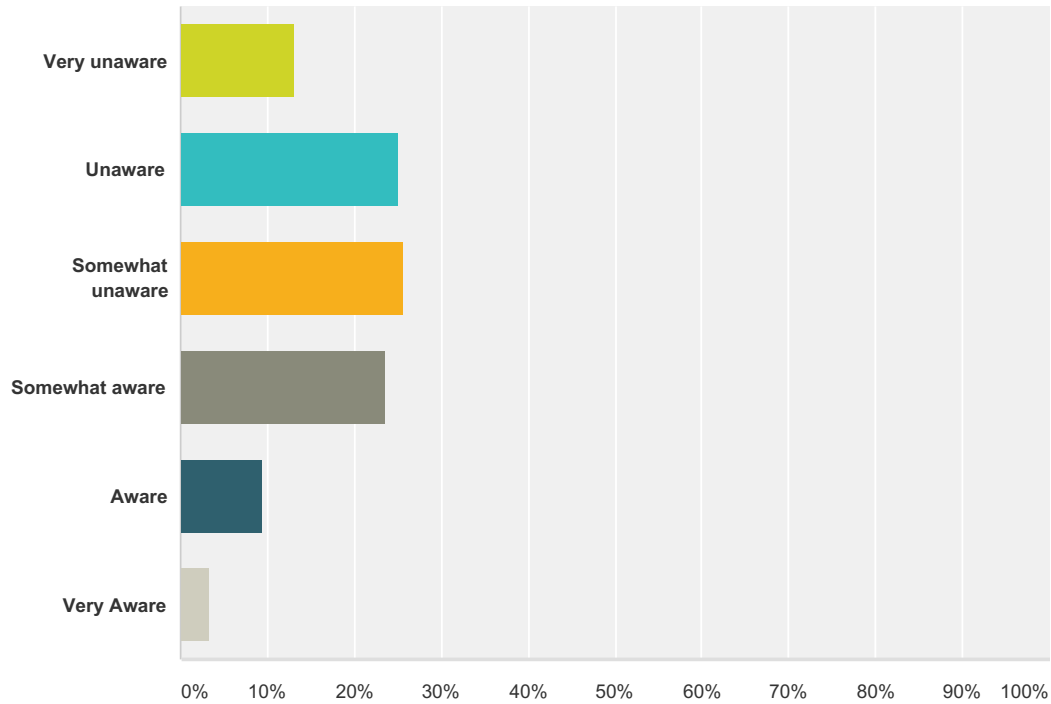
Q59 In your estimation, what are some of the most important economic challenges that laity in your church face? Briefly describe.

Answered: 728 Skipped: 41

Q60 In your estimation, how aware is the local church of the financial challenges faced by the pastor/family?

Answered: 728 Skipped: 41

Financial Foundations Pastor Survey

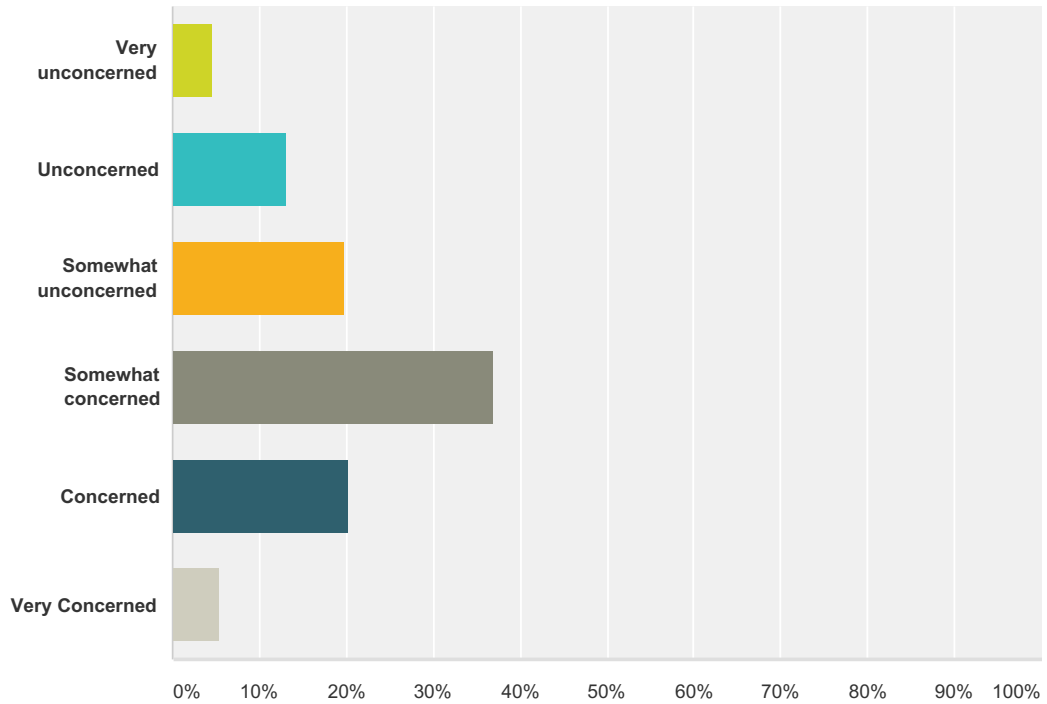


Answer Choices	Responses	
Very unaware	13.05%	95
Unaware	25.00%	182
Somewhat unaware	25.69%	187
Somewhat aware	23.49%	171
Aware	9.34%	68
Very Aware	3.43%	25
Total		728

Q61 In your estimation, how concerned is your local church with helping the pastor/family overcome economic challenges?

Answered: 728 Skipped: 41

Financial Foundations Pastor Survey

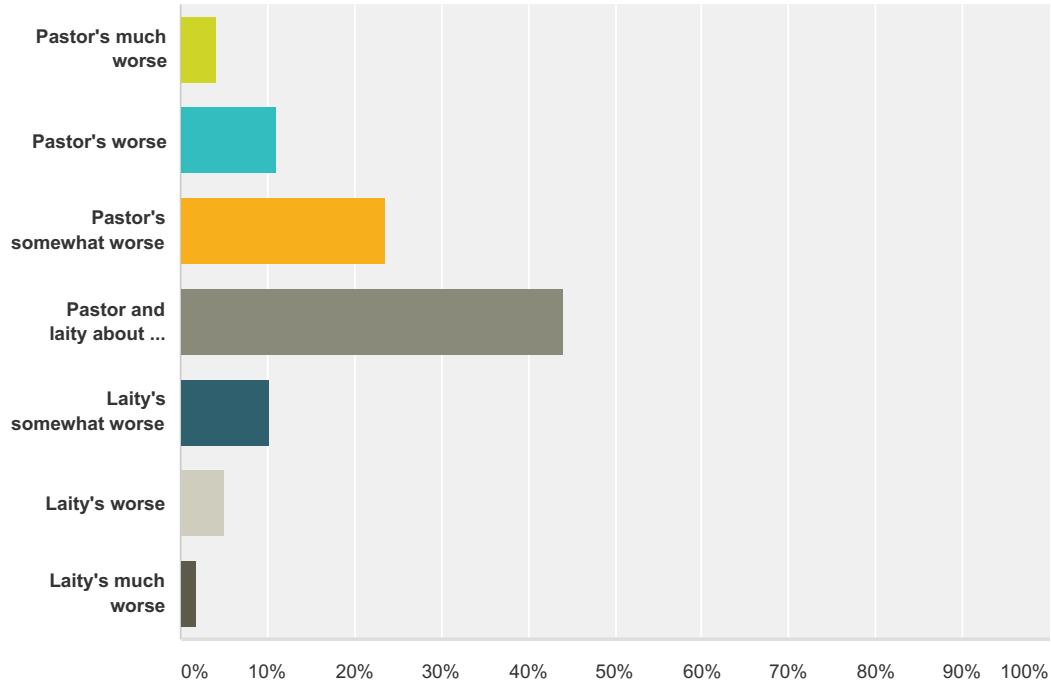


Answer Choices	Responses	
Very unconcerned	4.53%	33
Unconcerned	13.05%	95
Somewhat unconcerned	19.92%	145
Somewhat concerned	36.95%	269
Concerned	20.19%	147
Very Concerned	5.36%	39
Total		728

Q62 In your estimation, how do your economic challenges compare to the economic challenges faced by the average lay person in your church?

Answered: 728 Skipped: 41

Financial Foundations Pastor Survey



Answer Choices	Responses
Pastor's much worse	4.12% 30
Pastor's worse	11.13% 81
Pastor's somewhat worse	23.49% 171
Pastor and laity about the same	44.09% 321
Laity's somewhat worse	10.30% 75
Laity's worse	4.95% 36
Laity's much worse	1.92% 14
Total	728

Q63 How do the economic challenges you face impact you personally? Your ability to minister? Your family? Your local church?

Answered: 728 Skipped: 41

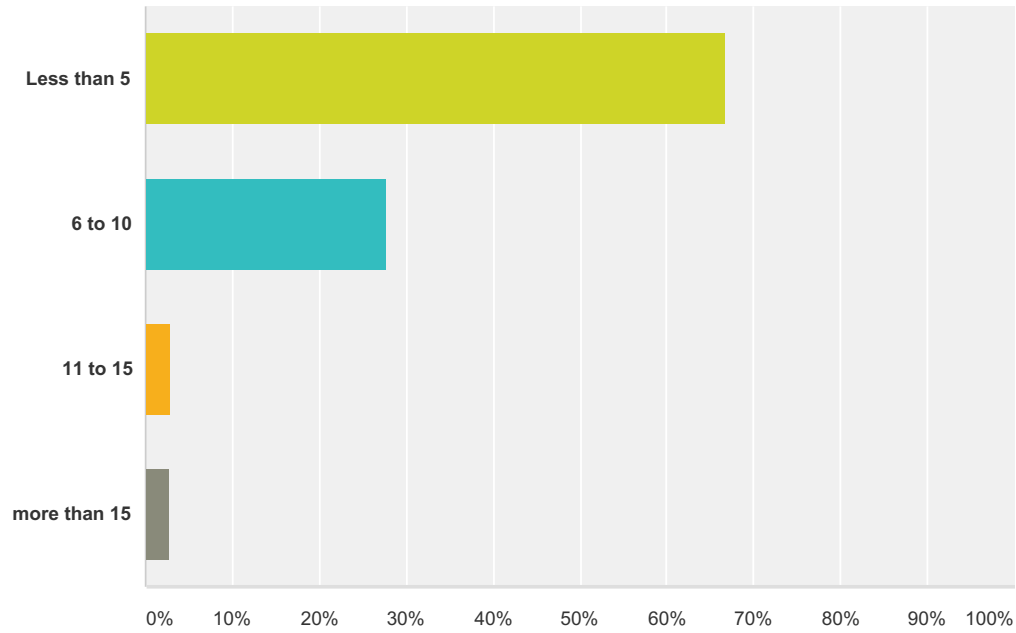
Q64 How do the economic challenges your laity face impact your local church?

Answered: 728 Skipped: 41

Q65 How many times in the past year have you spoken (preached, taught) on financially-related topics?

Financial Foundations Pastor Survey

Answered: 723 Skipped: 46

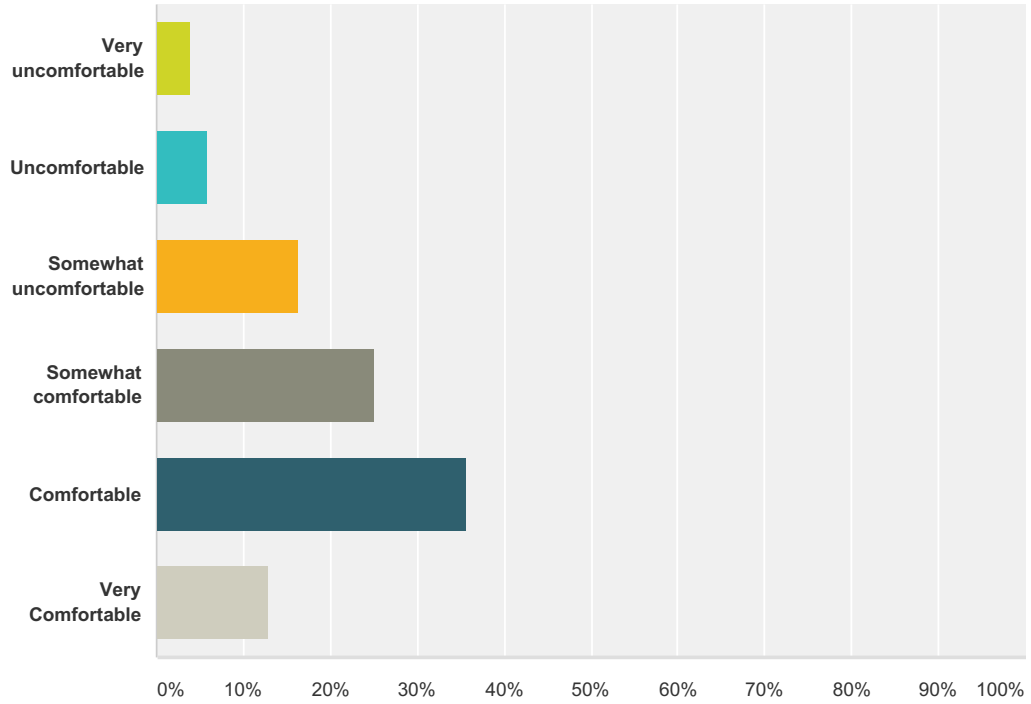


Answer Choices	Responses	
Less than 5	66.80%	483
6 to 10	27.66%	200
11 to 15	2.90%	21
more than 15	2.63%	19
Total		723

Q66 How comfortable are you with preaching/teaching on financially related topics?

Answered: 723 Skipped: 46

Financial Foundations Pastor Survey

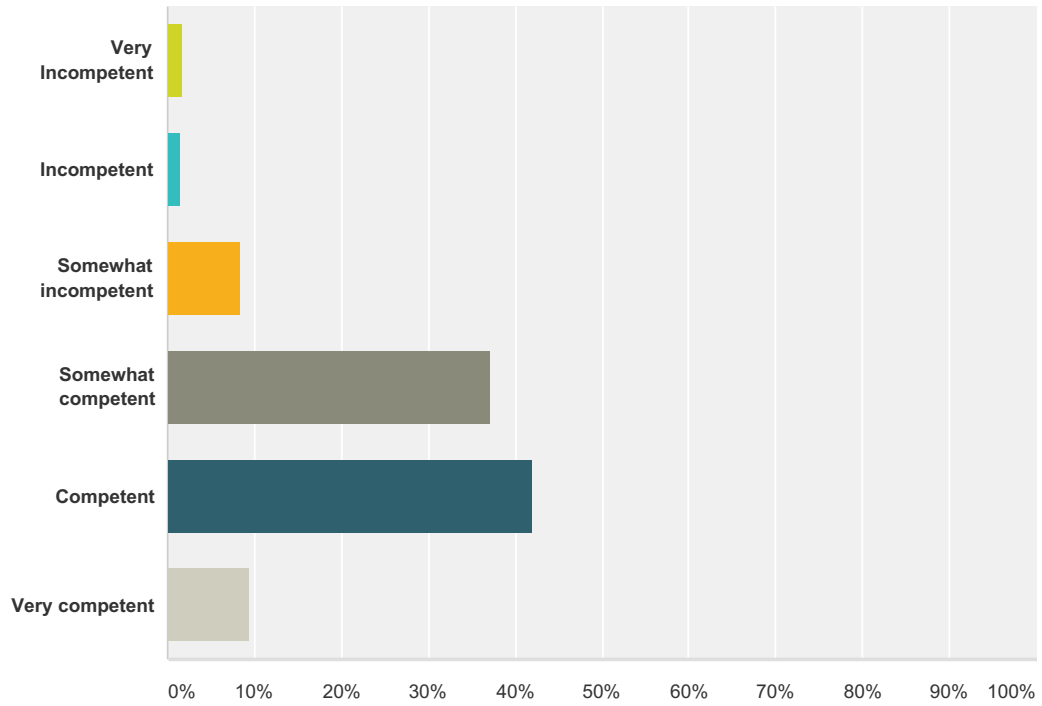


Answer Choices	Responses	
Very uncomfortable	4.01%	29
Uncomfortable	5.95%	43
Somewhat uncomfortable	16.32%	118
Somewhat comfortable	25.03%	181
Comfortable	35.68%	258
Very Comfortable	13.00%	94
Total		723

Q67 I am competent preaching/teaching on financially-related topics.

Answered: 723 Skipped: 46

Financial Foundations Pastor Survey

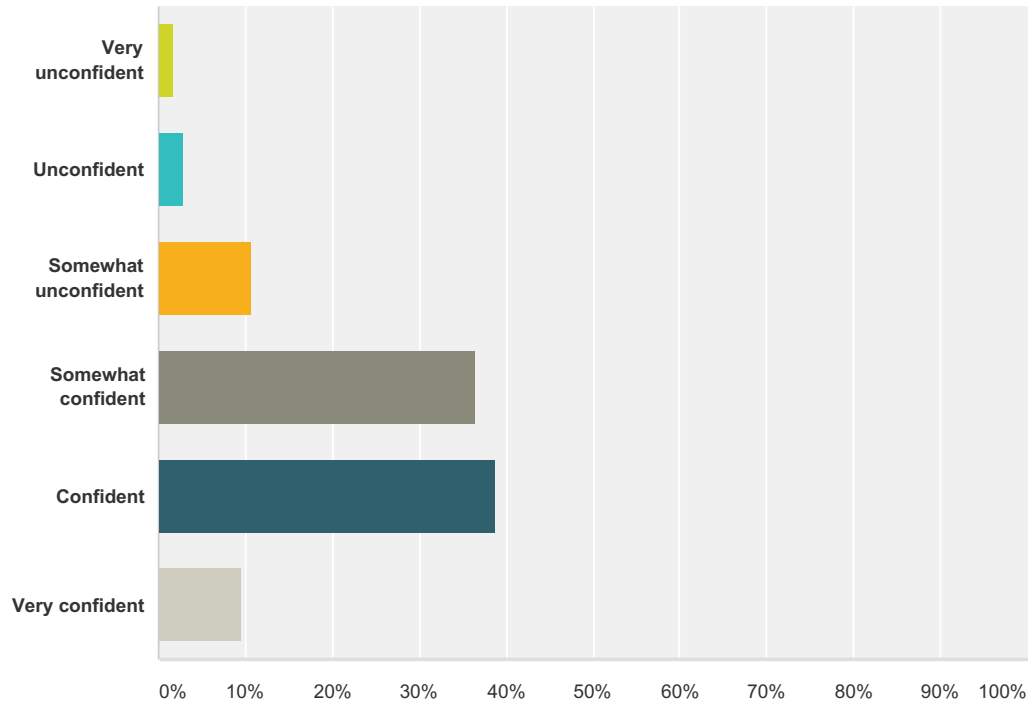


Answer Choices	Responses	
Very Incompetent	1.66%	12
Incompetent	1.38%	10
Somewhat incompetent	8.44%	61
Somewhat competent	37.07%	268
Competent	42.05%	304
Very competent	9.41%	68
Total		723

Q68 I am confident preaching/teaching on financially related topics.

Answered: 723 Skipped: 46

Financial Foundations Pastor Survey

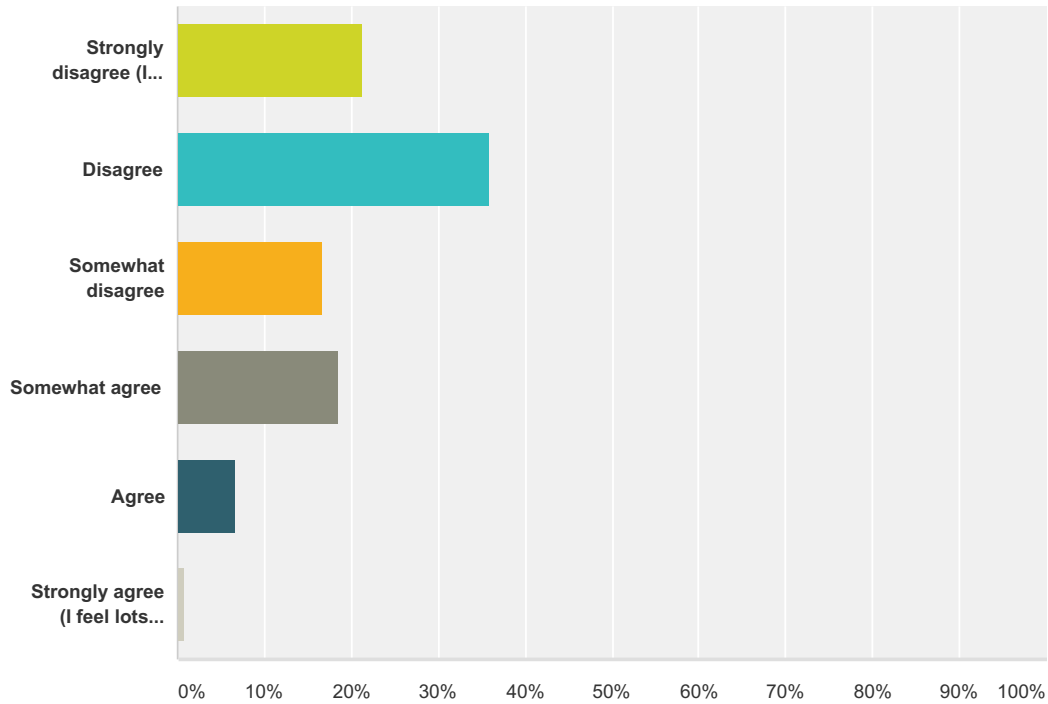


Answer Choices	Responses	
Very unconfident	1.66%	12
Unconfident	2.90%	21
Somewhat unconfident	10.65%	77
Somewhat confident	36.51%	264
Confident	38.73%	280
Very confident	9.54%	69
Total		723

Q69 I feel pressure to avoid talking about money/finances in my church.

Answered: 723 Skipped: 46

Financial Foundations Pastor Survey



Answer Choices	Responses	
Strongly disagree (I feel no pressure to avoid talking about finances)	21.30%	154
Disagree	35.96%	260
Somewhat disagree	16.60%	120
Somewhat agree	18.67%	135
Agree	6.64%	48
Strongly agree (I feel lots of pressure to avoid talking about finances).	0.83%	6
Total		723

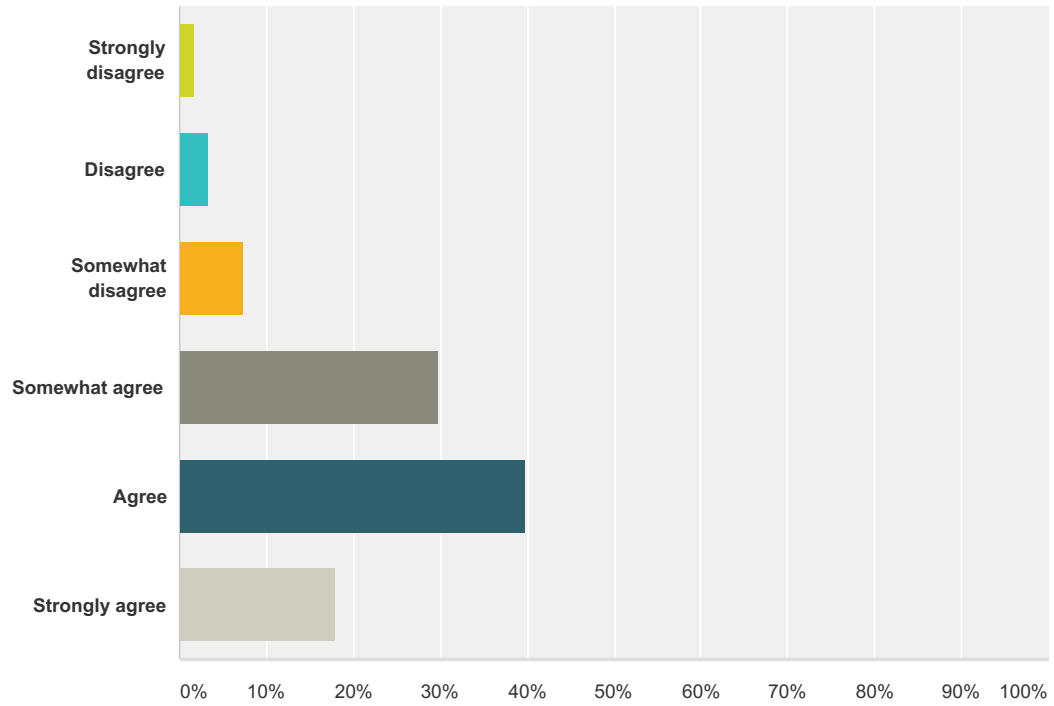
Q70 What are the reasons for your level of comfort, competence, and confidence for preaching/teaching about financially related topics? Briefly describe.

Answered: 723 Skipped: 46

Q71 My church is generous.

Answered: 723 Skipped: 46

Financial Foundations Pastor Survey

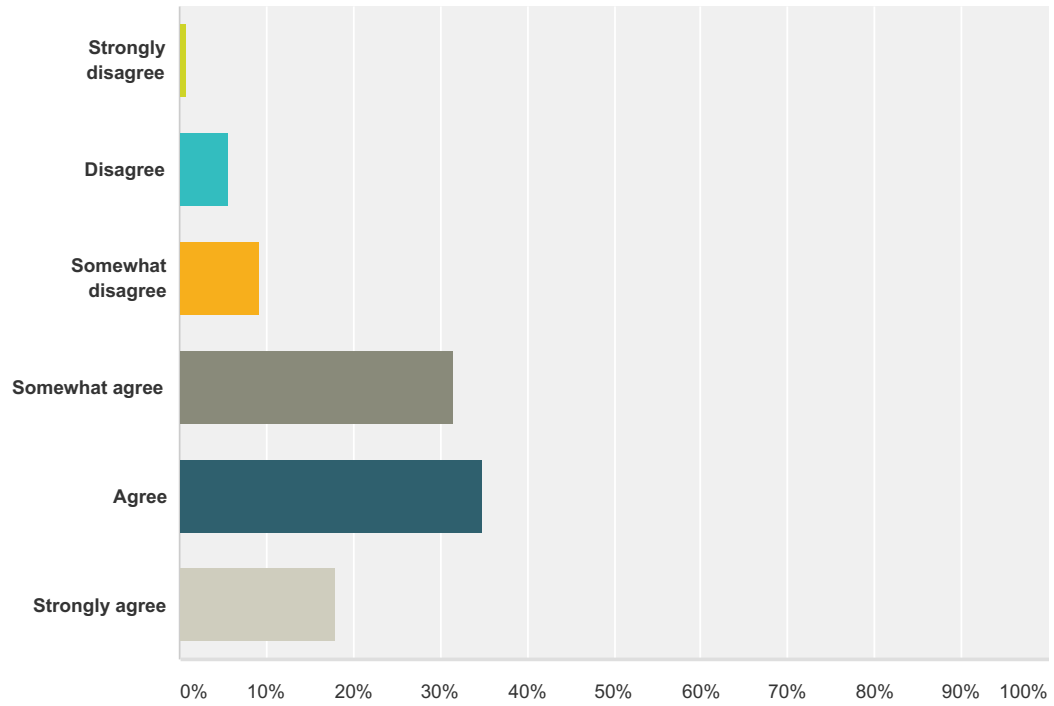


Answer Choices	Responses	
Strongly disagree	1.66%	12
Disagree	3.32%	24
Somewhat disagree	7.33%	53
Somewhat agree	29.88%	216
Agree	39.83%	288
Strongly agree	17.98%	130
Total		723

Q72 Consumer debt affects people's ability to give more generously in my congregation.

Answered: 723 Skipped: 46

Financial Foundations Pastor Survey

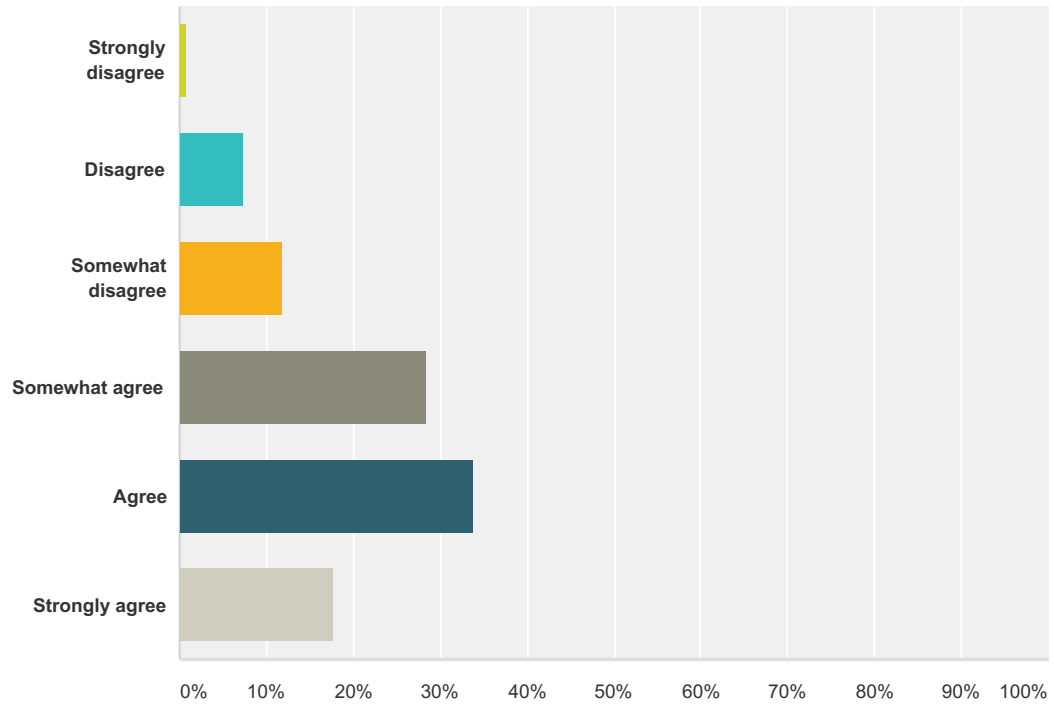


Answer Choices	Responses	
Strongly disagree	0.83%	6
Disagree	5.53%	40
Somewhat disagree	9.27%	67
Somewhat agree	31.54%	228
Agree	34.85%	252
Strongly agree	17.98%	130
Total		723

Q73 Materialism/Consumerism affects those in my congregation.

Answered: 723 Skipped: 46

Financial Foundations Pastor Survey

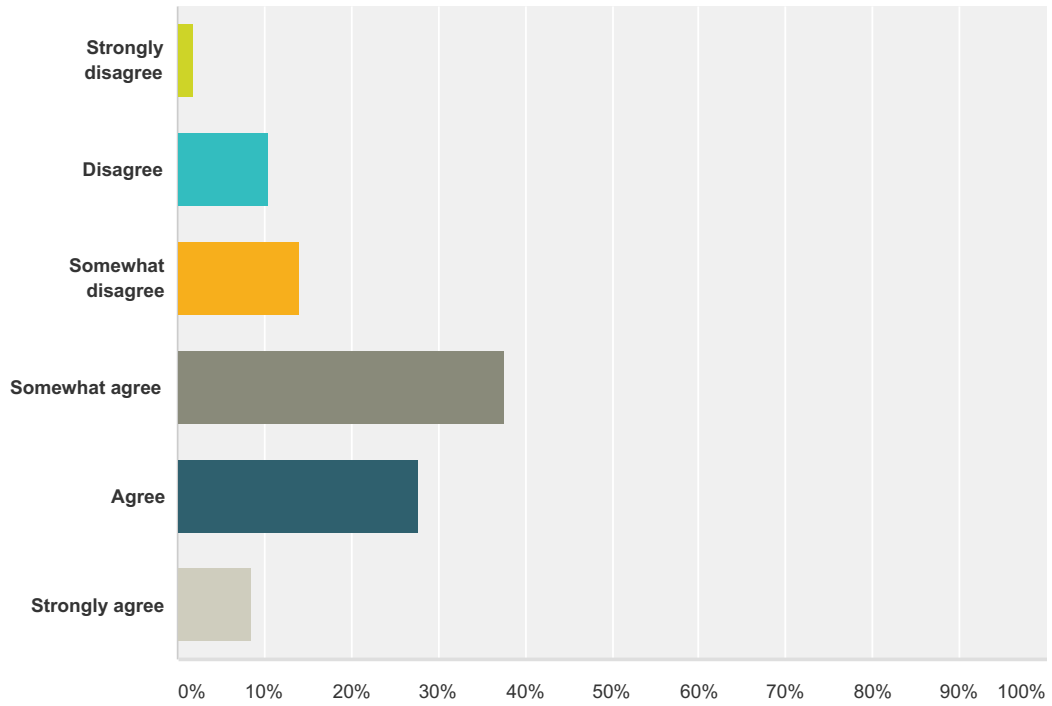


Answer Choices	Responses	
Strongly disagree	0.83%	6
Disagree	7.33%	53
Somewhat disagree	11.89%	86
Somewhat agree	28.35%	205
Agree	33.89%	245
Strongly agree	17.70%	128
Total		723

Q74 Credit card debt is an issue in my church.

Answered: 723 Skipped: 46

Financial Foundations Pastor Survey

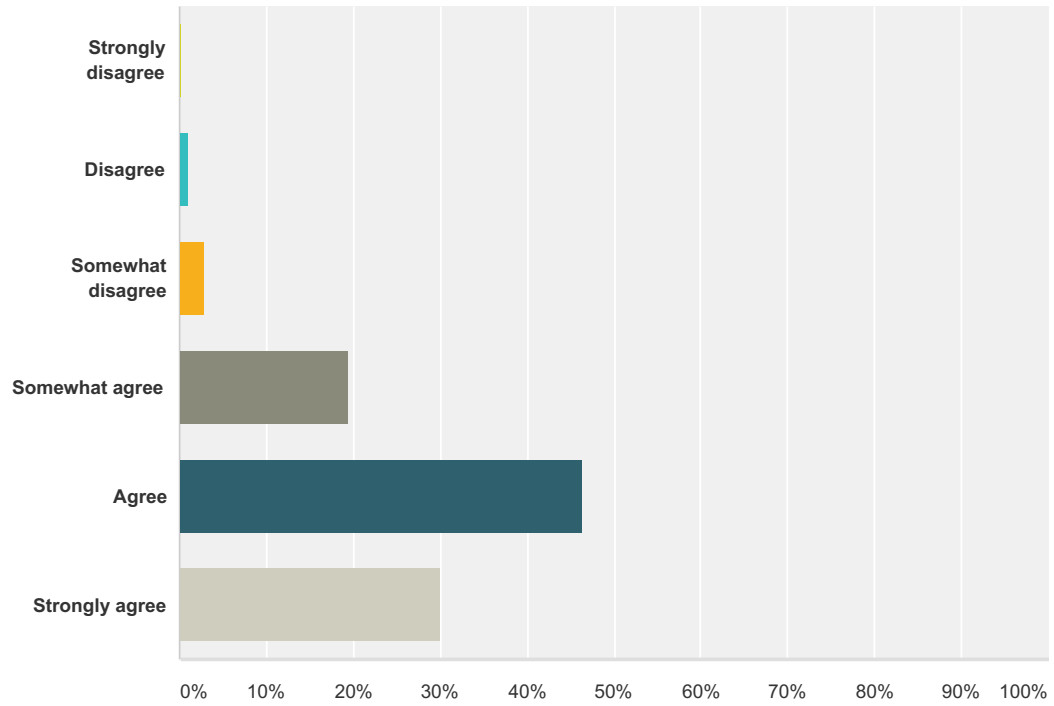


Answer Choices	Responses	
Strongly disagree	1.80%	13
Disagree	10.51%	76
Somewhat disagree	13.97%	101
Somewhat agree	37.48%	271
Agree	27.66%	200
Strongly agree	8.58%	62
Total		723

Q75 Those in my congregation who are the most generous are the most happy.

Answered: 723 Skipped: 46

Financial Foundations Pastor Survey

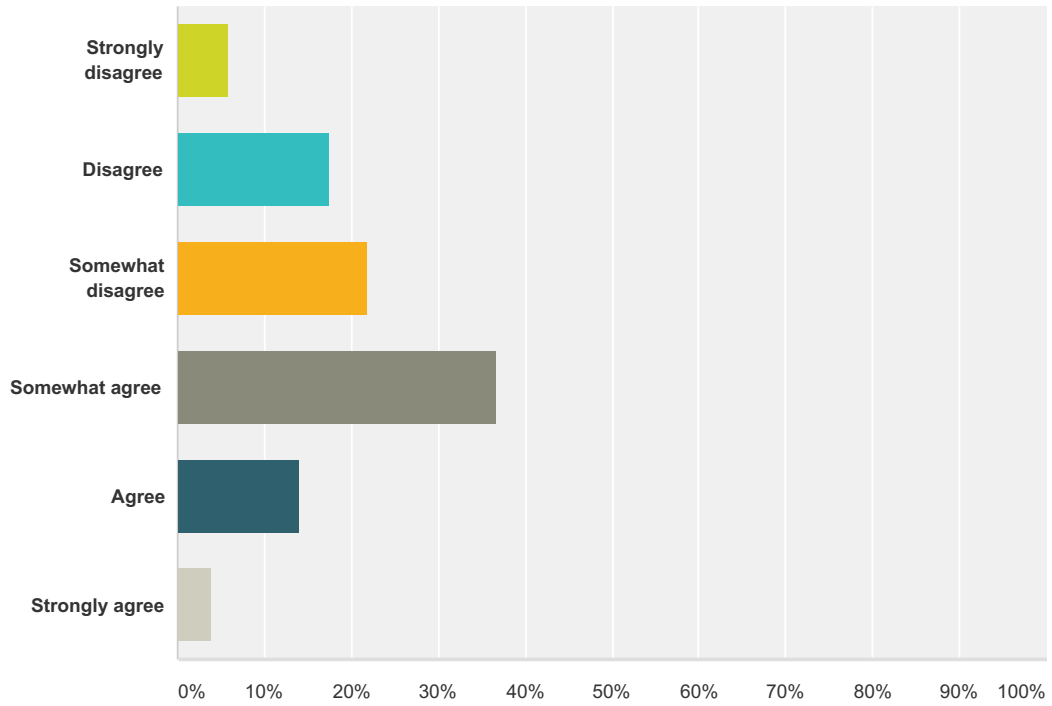


Answer Choices	Responses	
Strongly disagree	0.28%	2
Disagree	0.97%	7
Somewhat disagree	2.90%	21
Somewhat agree	19.50%	141
Agree	46.33%	335
Strongly agree	30.01%	217
Total		723

Q76 The more I give (amount), the more my congregation gives.

Answered: 723 Skipped: 46

Financial Foundations Pastor Survey

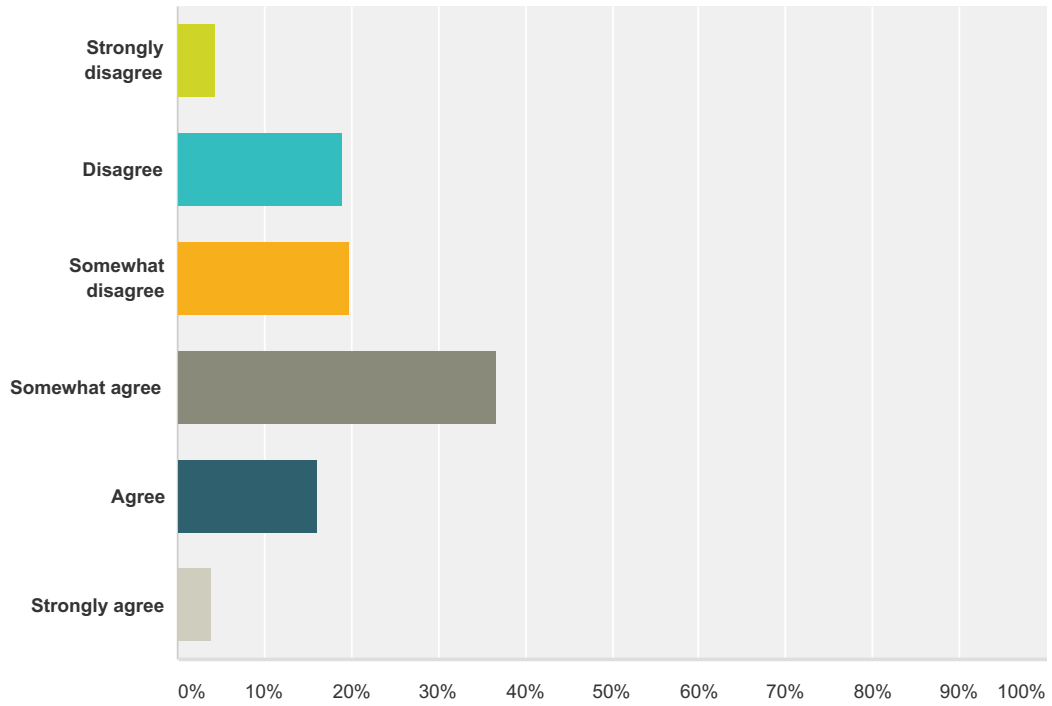


Answer Choices	Responses	
Strongly disagree	5.81%	42
Disagree	17.57%	127
Somewhat disagree	21.85%	158
Somewhat agree	36.79%	266
Agree	13.97%	101
Strongly agree	4.01%	29
Total		723

Q77 The more visible I am in my giving habits, the more my congregation gives.

Answered: 723 Skipped: 46

Financial Foundations Pastor Survey

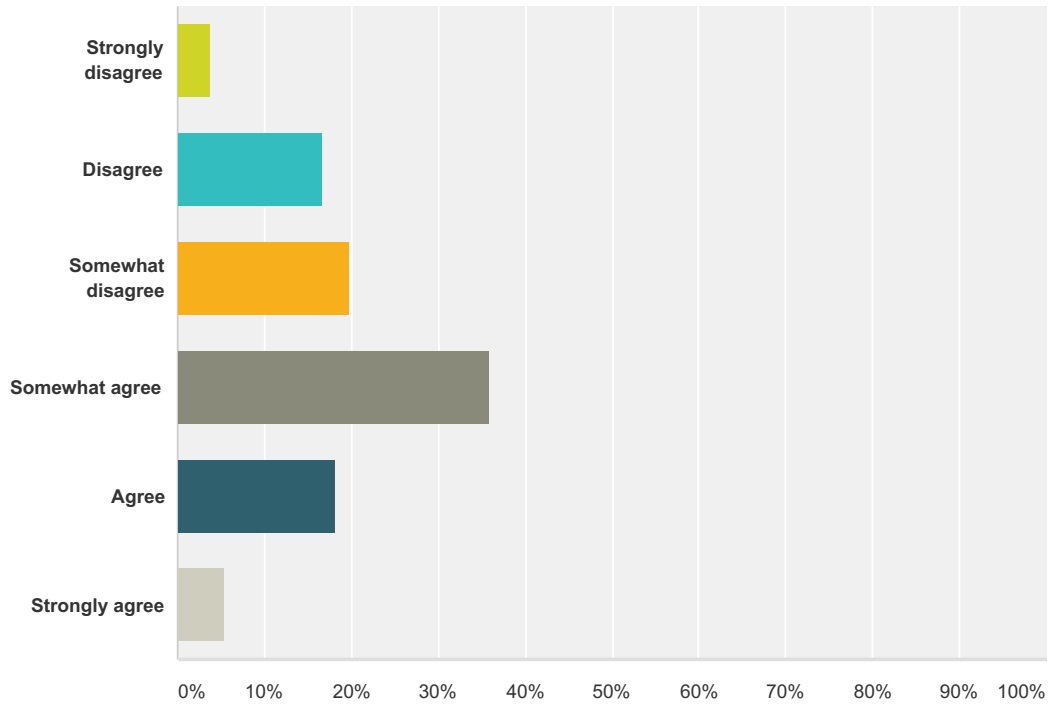


Answer Choices	Responses	
Strongly disagree	4.29%	31
Disagree	19.09%	138
Somewhat disagree	19.92%	144
Somewhat agree	36.79%	266
Agree	16.04%	116
Strongly agree	3.87%	28
Total		723

Q78 The more faithful or consistent I am in my giving habits, the more my congregation gives.

Answered: 723 Skipped: 46

Financial Foundations Pastor Survey

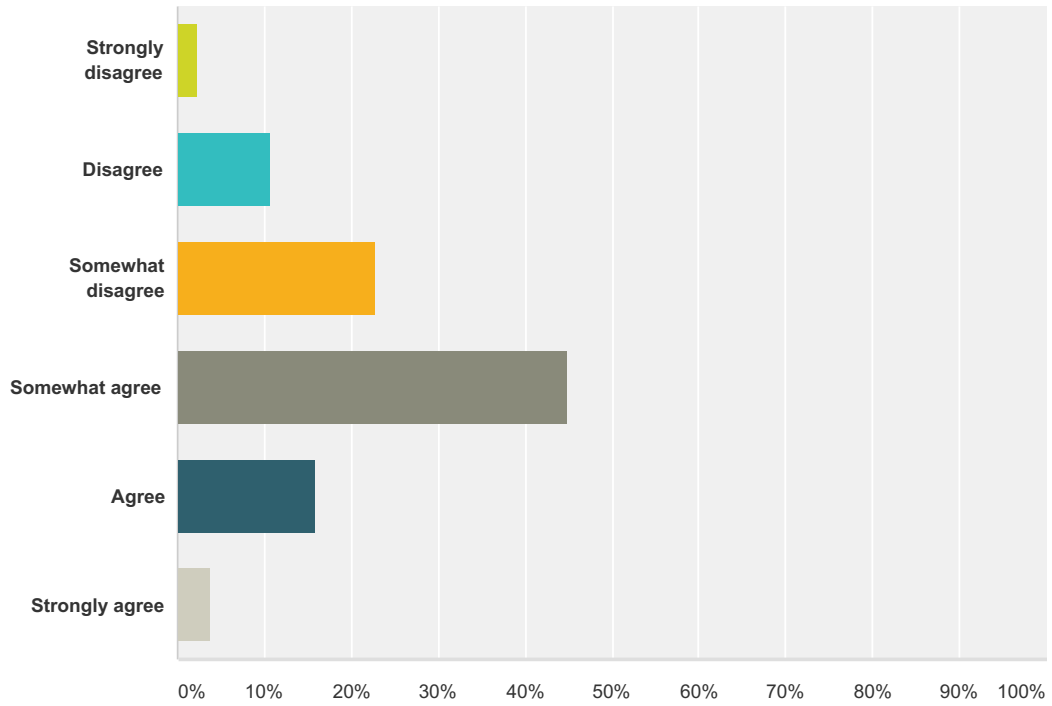


Answer Choices	Responses	
Strongly disagree	3.73%	27
Disagree	16.74%	121
Somewhat disagree	19.92%	144
Somewhat agree	35.96%	260
Agree	18.26%	132
Strongly agree	5.39%	39
Total		723

Q79 The more I preach or teach about biblical finances, the more my congregation gives.

Answered: 723 Skipped: 46

Financial Foundations Pastor Survey

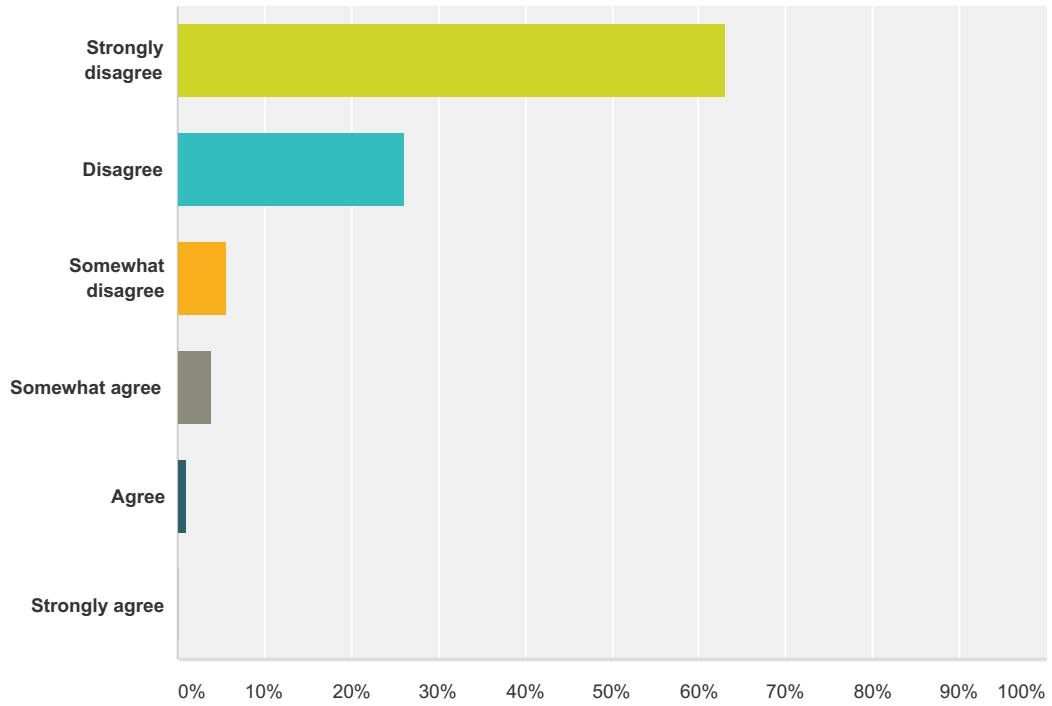


Answer Choices	Responses	
Strongly disagree	2.21%	16
Disagree	10.65%	77
Somewhat disagree	22.68%	164
Somewhat agree	44.81%	324
Agree	15.91%	115
Strongly agree	3.73%	27
Total		723

Q80 Giving of service or time to the church reduces how much I should give financially to the church.

Answered: 723 Skipped: 46

Financial Foundations Pastor Survey

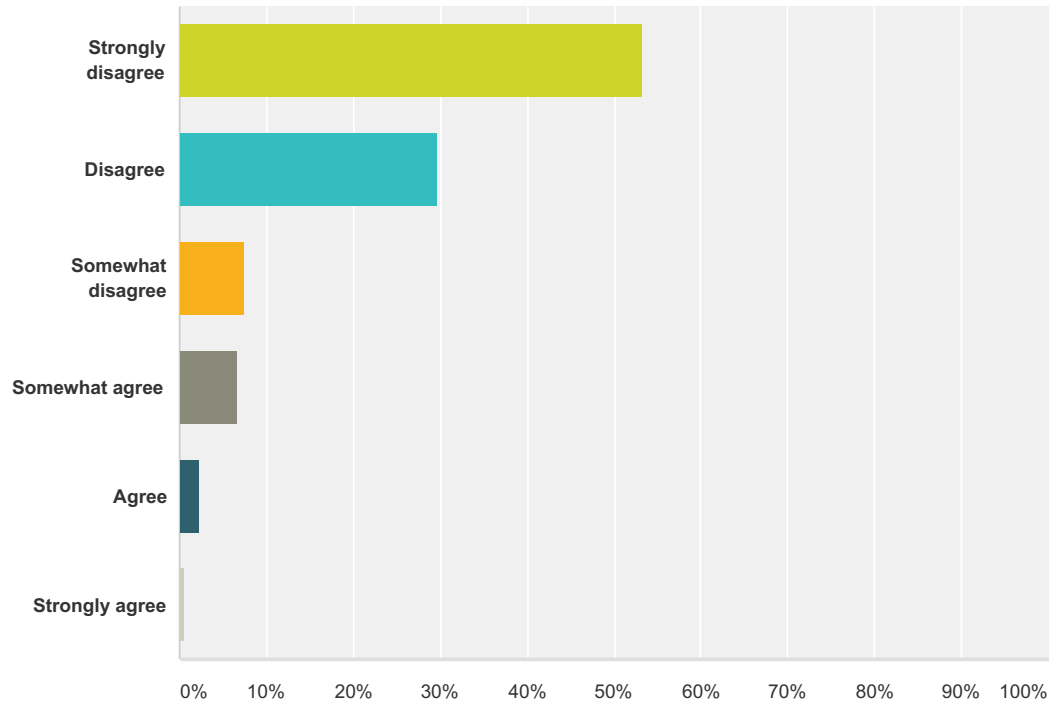


Answer Choices	Responses	
Strongly disagree	63.07%	456
Disagree	26.14%	189
Somewhat disagree	5.67%	41
Somewhat agree	3.87%	28
Agree	0.97%	7
Strongly agree	0.28%	2
Total		723

Q81 Giving of their service or time to the church reduces how much laity should give financially to the church.

Answered: 723 Skipped: 46

Financial Foundations Pastor Survey

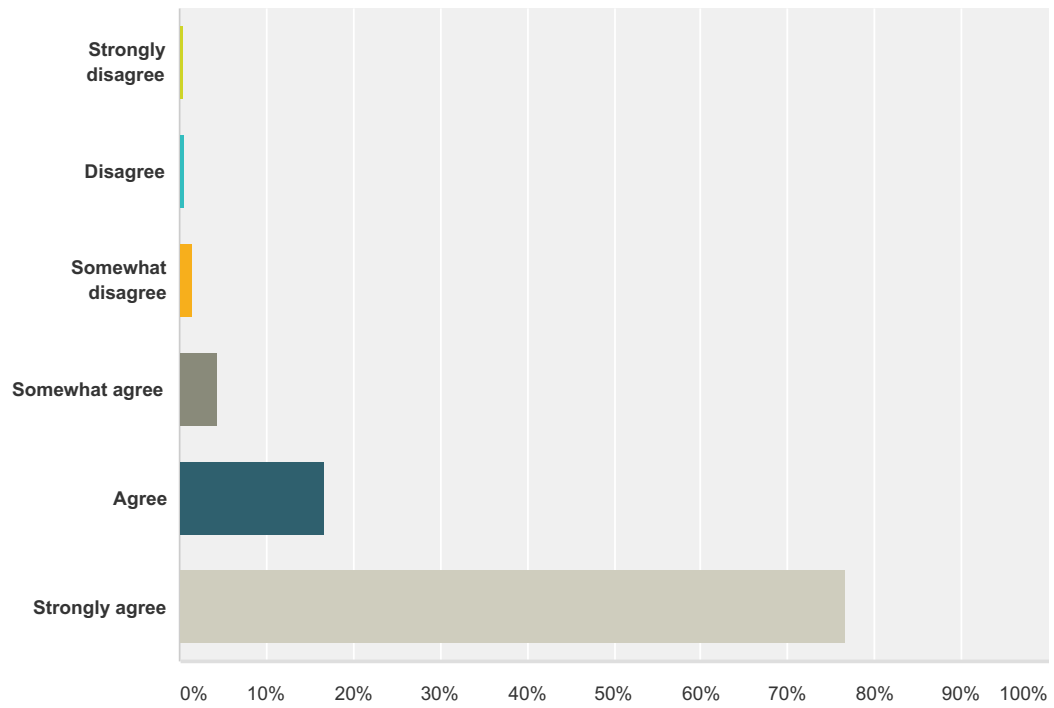


Answer Choices	Responses	
Strongly disagree	53.25%	385
Disagree	29.60%	214
Somewhat disagree	7.47%	54
Somewhat agree	6.78%	49
Agree	2.35%	17
Strongly agree	0.55%	4
Total		723

Q82 Tithing is still applicable for today's Christians.

Answered: 723 Skipped: 46

Financial Foundations Pastor Survey

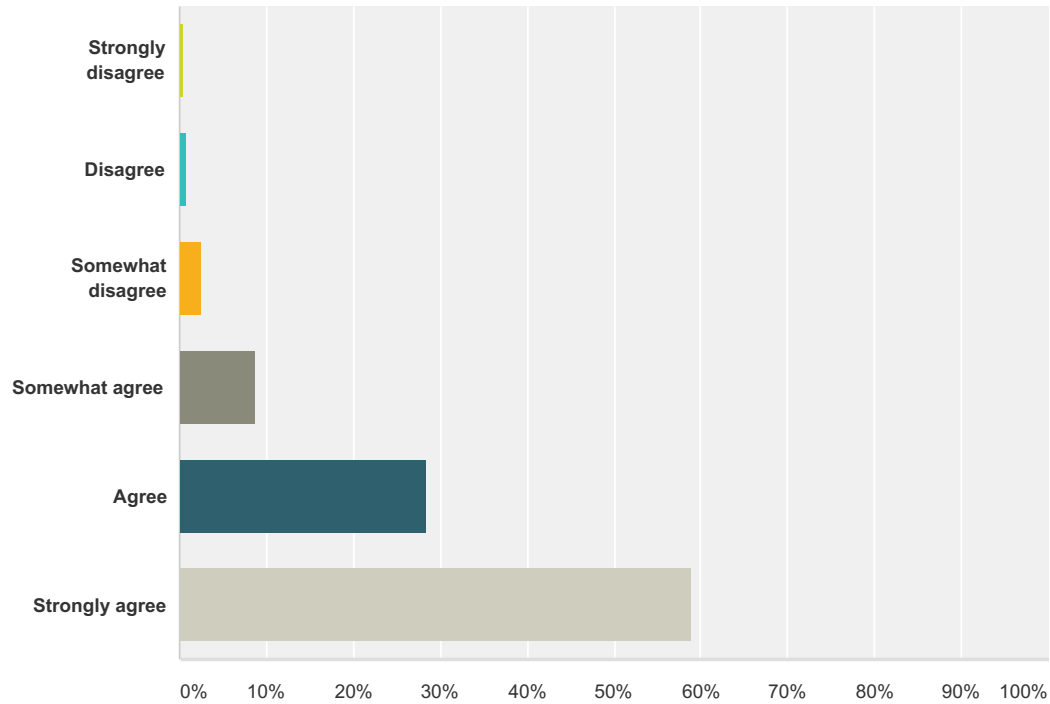


Answer Choices	Responses	
Strongly disagree	0.41%	3
Disagree	0.55%	4
Somewhat disagree	1.38%	10
Somewhat agree	4.29%	31
Agree	16.74%	121
Strongly agree	76.63%	554
Total		723

Q83 Tithe is meant to be given directly to my local church.

Answered: 723 Skipped: 46

Financial Foundations Pastor Survey

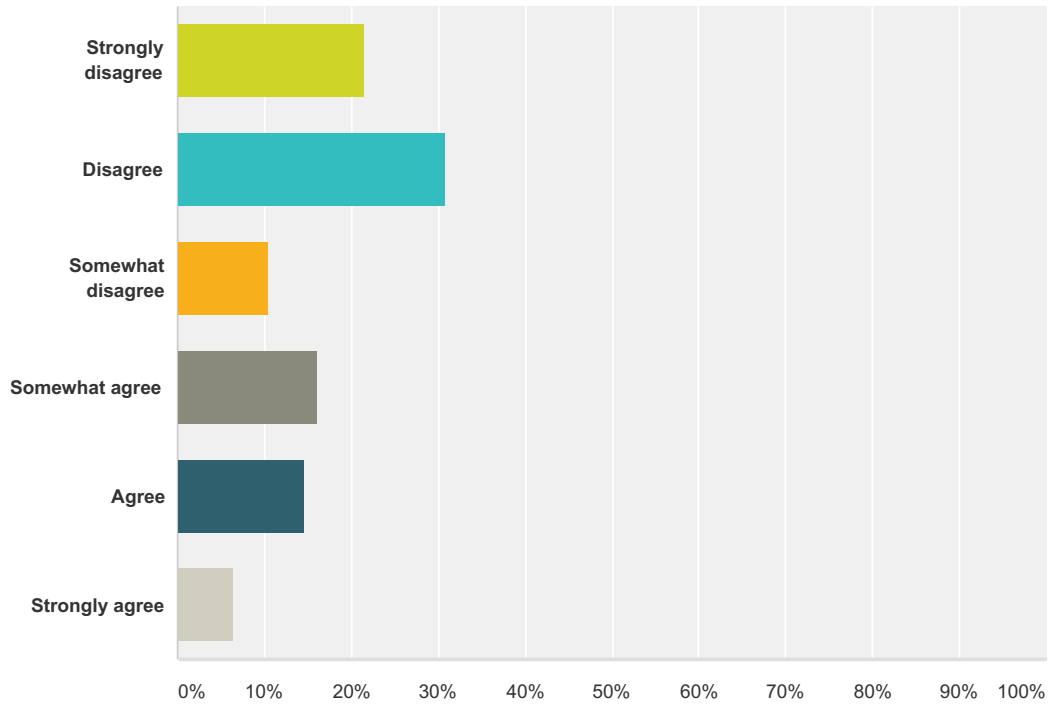


Answer Choices	Responses	
Strongly disagree	0.41%	3
Disagree	0.83%	6
Somewhat disagree	2.49%	18
Somewhat agree	8.85%	64
Agree	28.49%	206
Strongly agree	58.92%	426
Total		723

Q84 I received biblical financial training as part of my educational preparation for ministry.

Answered: 723 Skipped: 46

Financial Foundations Pastor Survey

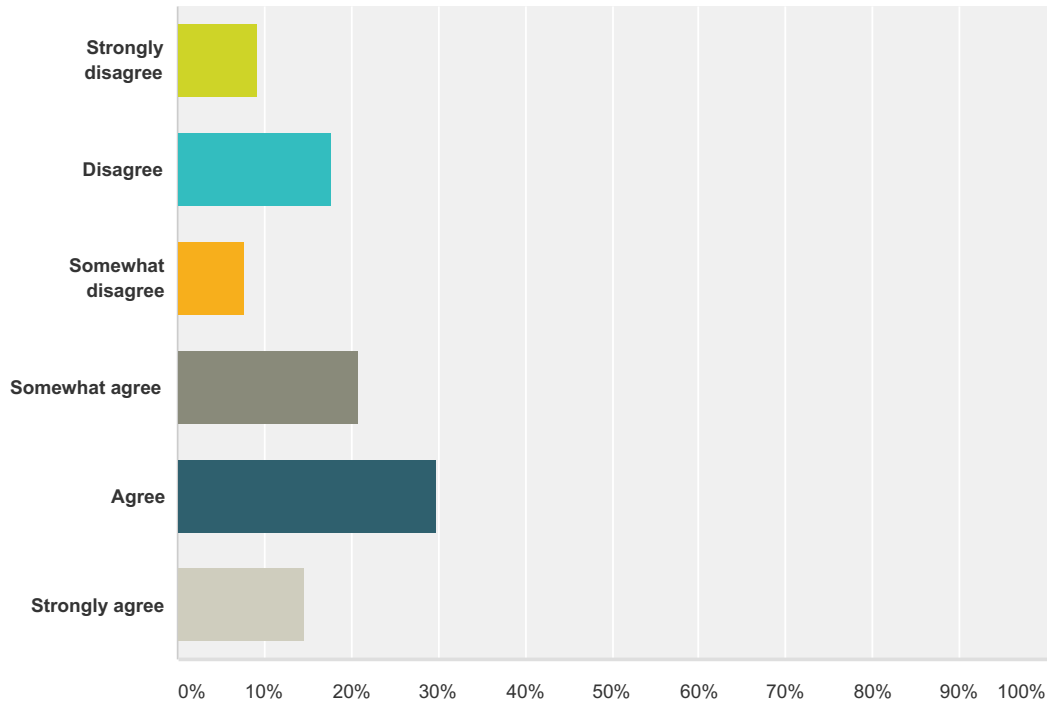


Answer Choices	Responses	
Strongly disagree	21.44%	155
Disagree	30.84%	223
Somewhat disagree	10.51%	76
Somewhat agree	16.04%	116
Agree	14.66%	106
Strongly agree	6.50%	47
Total		723

Q85 I have received biblical financial training since entering the ministry.

Answered: 723 Skipped: 46

Financial Foundations Pastor Survey

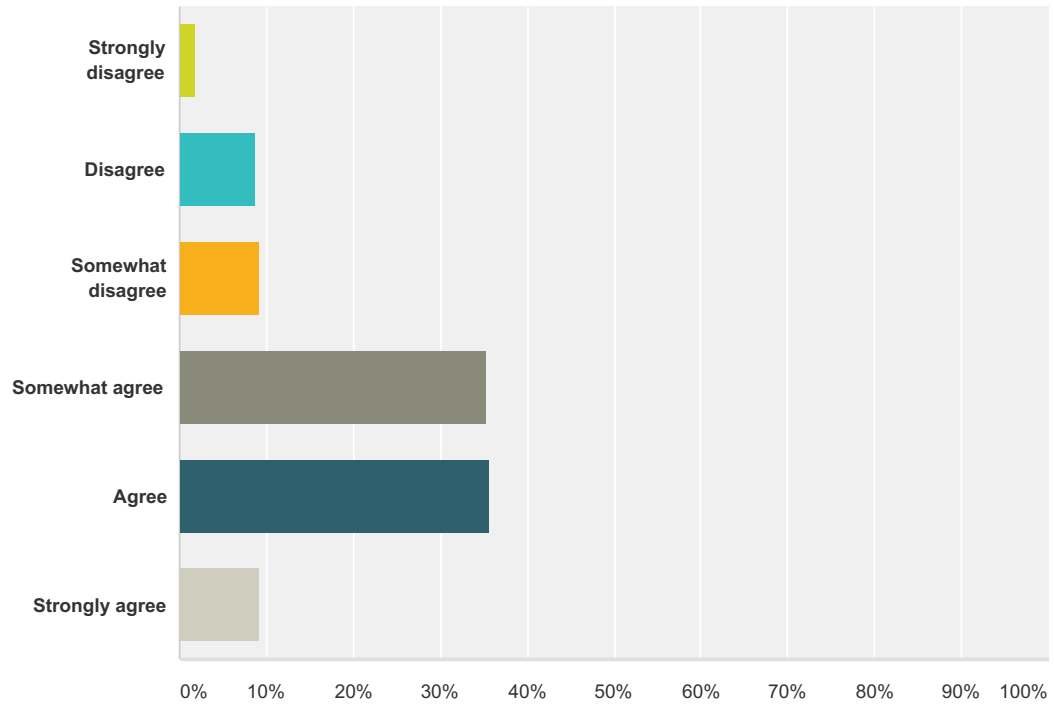


Answer Choices	Responses	
Strongly disagree	9.27%	67
Disagree	17.70%	128
Somewhat disagree	7.75%	56
Somewhat agree	20.89%	151
Agree	29.88%	216
Strongly agree	14.52%	105
Total		723

Q86 I should attend biblical financial training in the future.

Answered: 723 Skipped: 46

Financial Foundations Pastor Survey

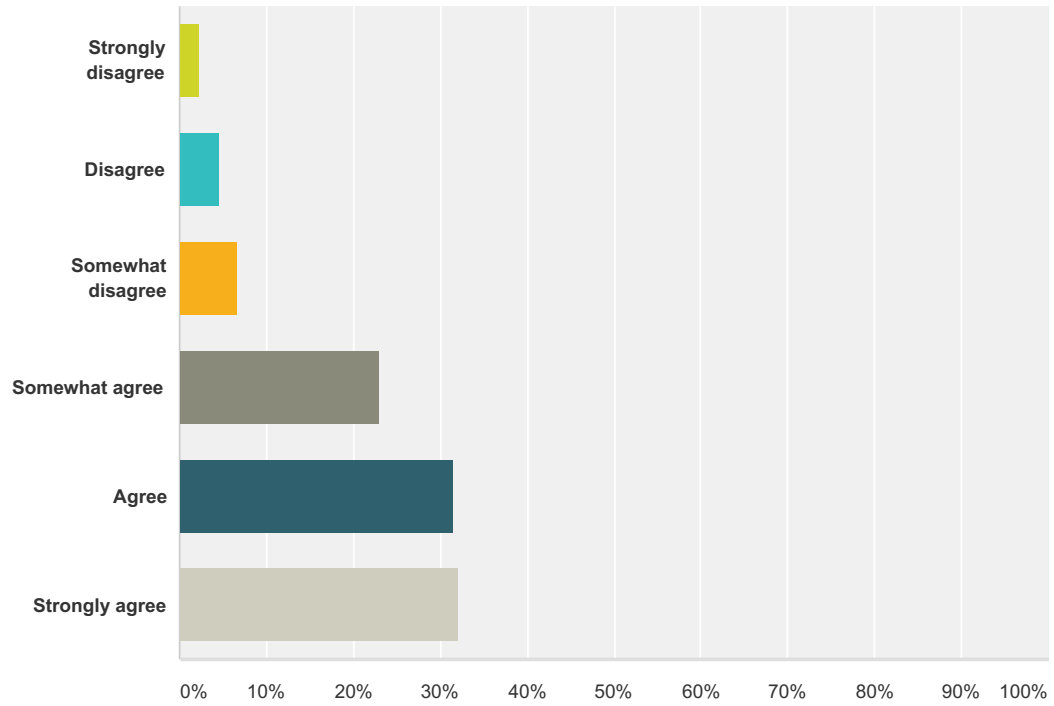


Answer Choices	Responses	
Strongly disagree	1.94%	14
Disagree	8.71%	63
Somewhat disagree	9.13%	66
Somewhat agree	35.27%	255
Agree	35.68%	258
Strongly agree	9.27%	67
Total		723

Q87 There is a direct connection between giving and personal financial blessing.

Answered: 723 Skipped: 46

Financial Foundations Pastor Survey

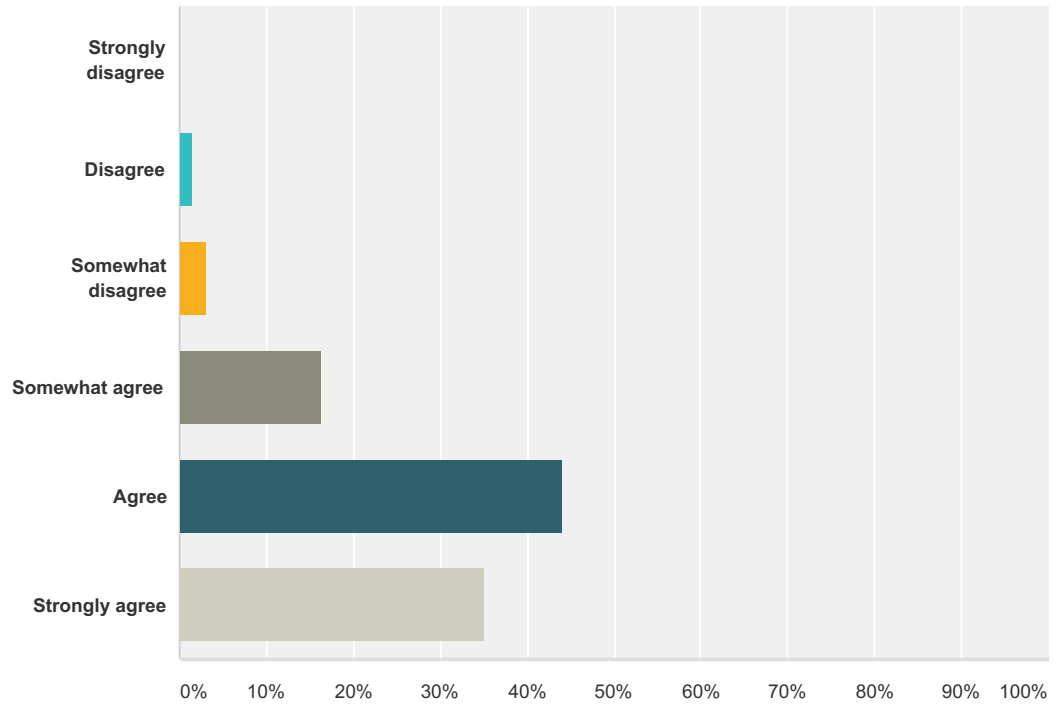


Answer Choices	Responses	
Strongly disagree	2.21%	16
Disagree	4.56%	33
Somewhat disagree	6.64%	48
Somewhat agree	22.96%	166
Agree	31.54%	228
Strongly agree	32.09%	232
Total		723

Q88 There is a direct connection between giving and personal happiness.

Answered: 723 Skipped: 46

Financial Foundations Pastor Survey

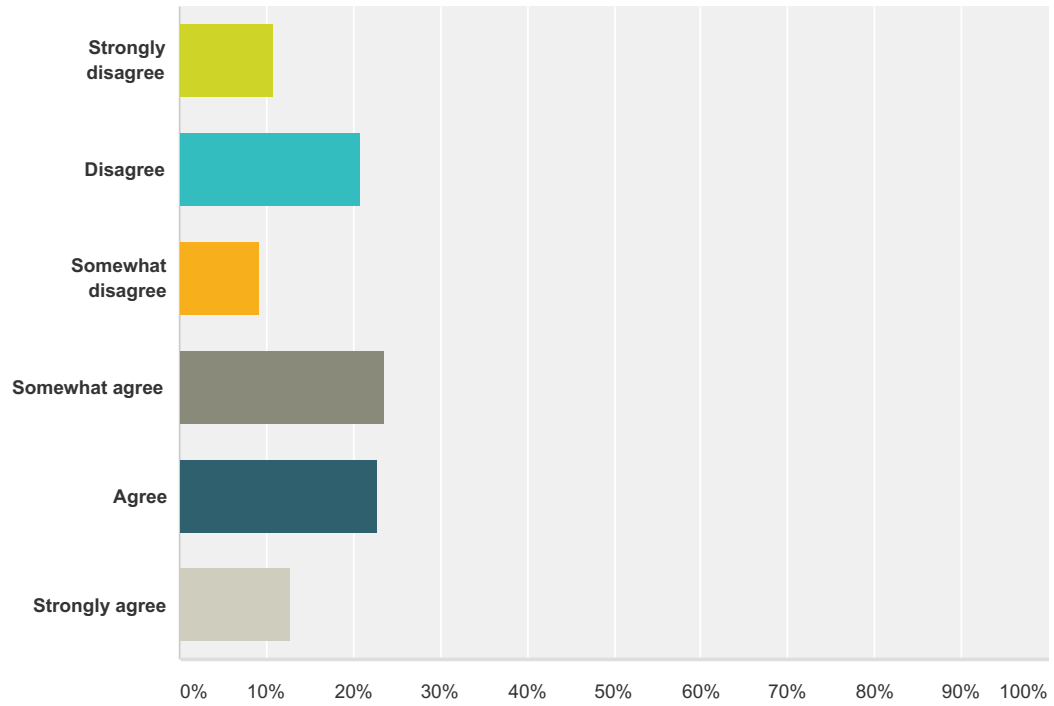


Answer Choices	Responses	
Strongly disagree	0.00%	0
Disagree	1.52%	11
Somewhat disagree	3.18%	23
Somewhat agree	16.18%	117
Agree	43.98%	318
Strongly agree	35.13%	254
Total		723

Q89 My church offers financial training to our congregation.

Answered: 723 Skipped: 46

Financial Foundations Pastor Survey

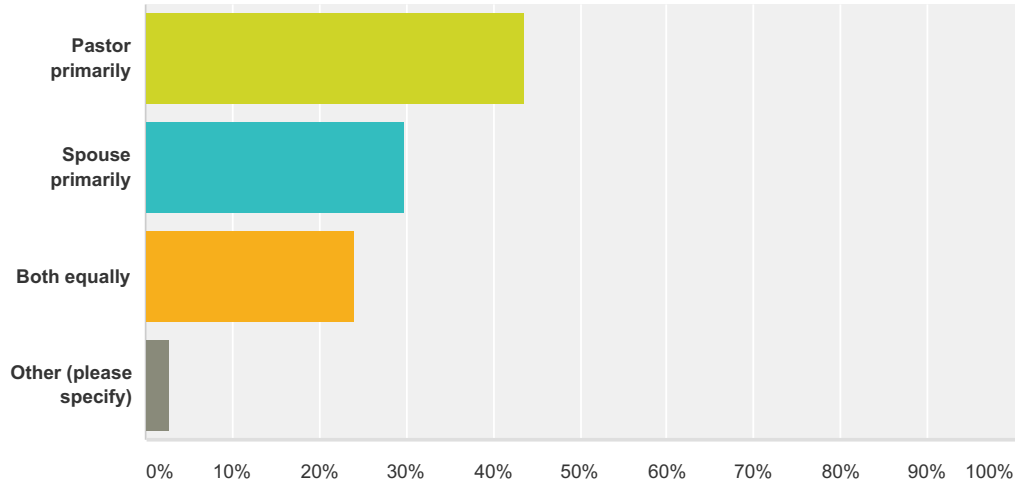


Answer Choices	Responses	
Strongly disagree	10.79%	78
Disagree	20.89%	151
Somewhat disagree	9.27%	67
Somewhat agree	23.65%	171
Agree	22.68%	164
Strongly agree	12.72%	92
Total		723

Q90 Who handles the finances (e.g., paying bills, balancing checkbook, etc.) in the pastoral home?

Answered: 722 Skipped: 47

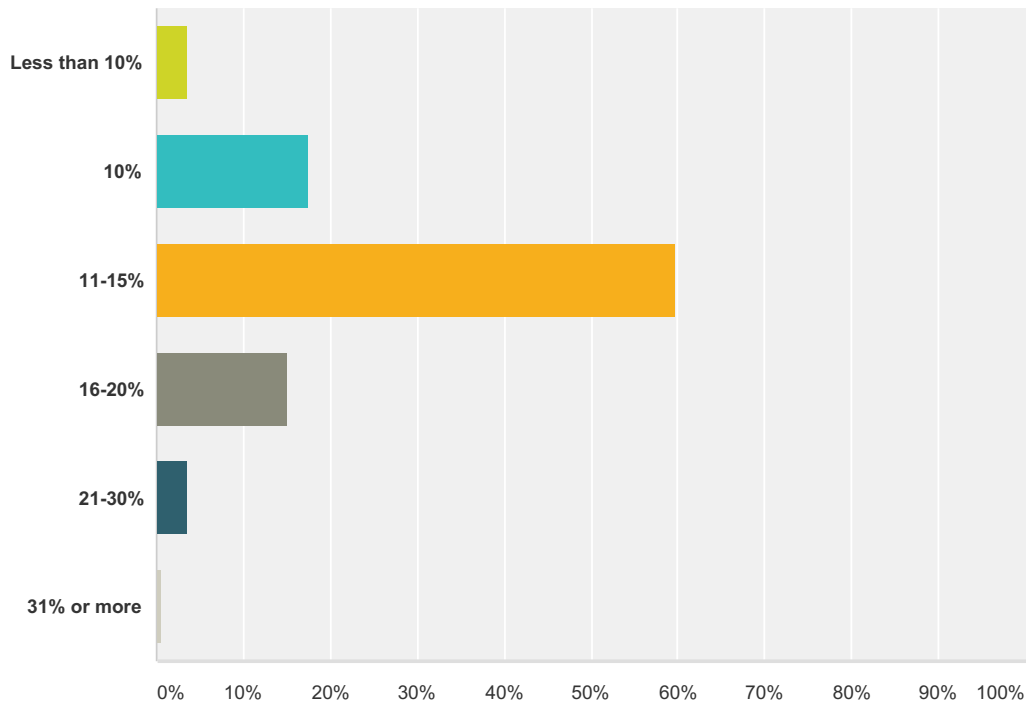
Financial Foundations Pastor Survey



Answer Choices	Responses	
Pastor primarily	43.63%	315
Spouse primarily	29.78%	215
Both equally	23.96%	173
Other (please specify)	2.63%	19
Total		722

Q91 Which best describes the total percent of income you (and your family) personally give to your church on an annual basis?

Answered: 723 Skipped: 46

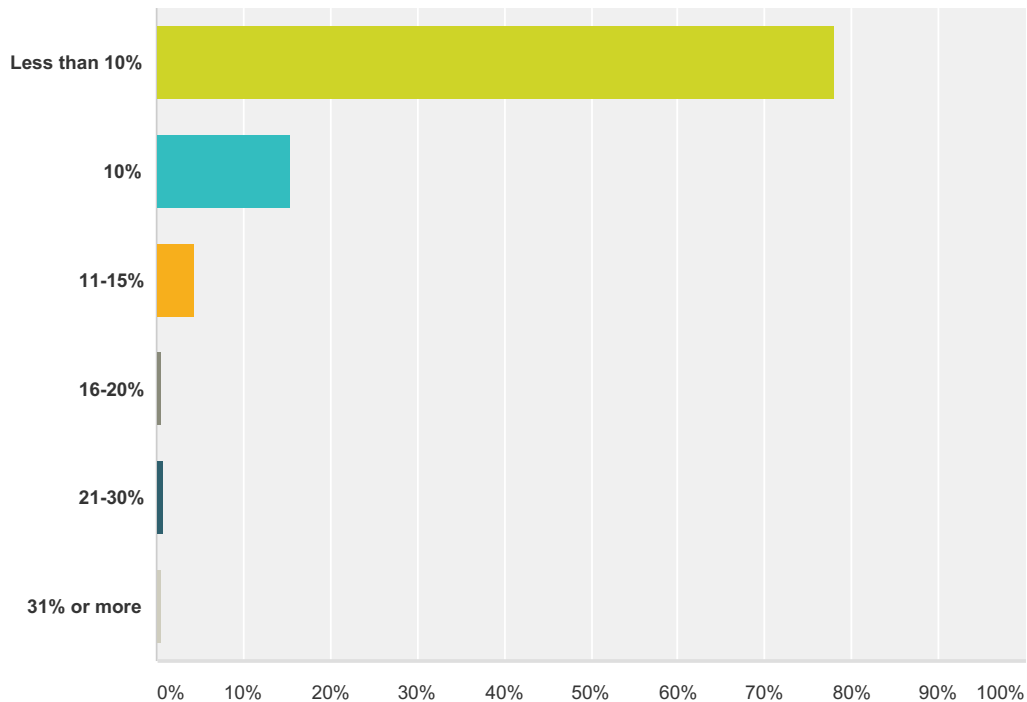


Financial Foundations Pastor Survey

Answer Choices	Responses
Less than 10%	3.60% 26
10%	17.57% 127
11-15%	59.61% 431
16-20%	14.94% 108
21-30%	3.60% 26
31% or more	0.69% 5
Total	723

Q92 Generally, what do you believe to be the total income percentage most laity contribute to your church on an annual basis?

Answered: 723 Skipped: 46



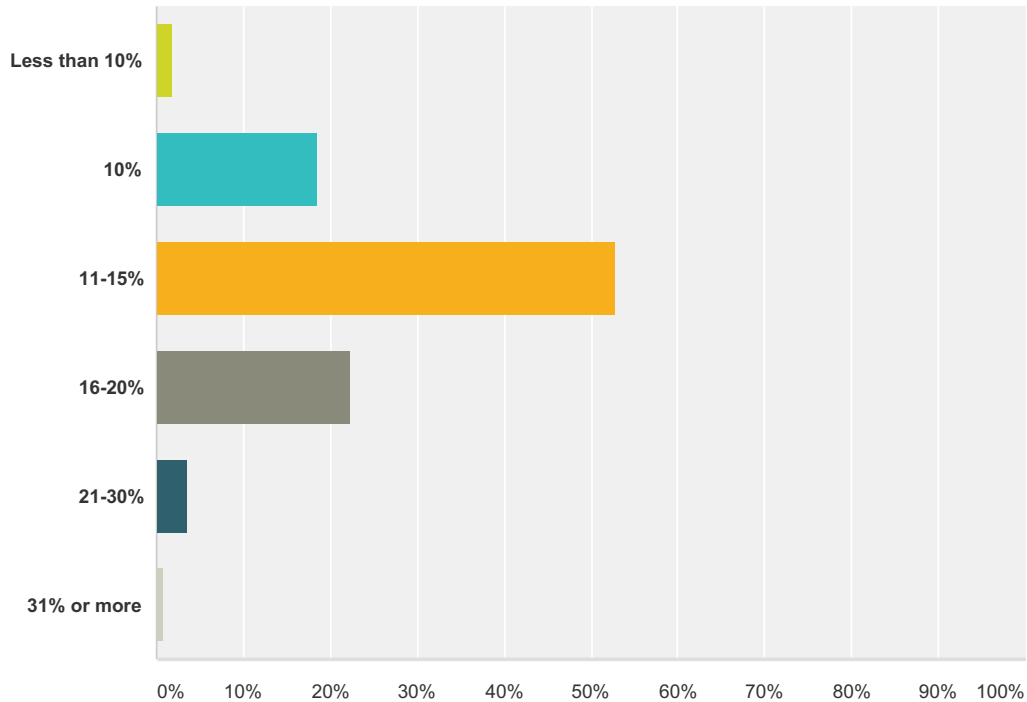
Answer Choices	Responses
Less than 10%	78.15% 565
10%	15.35% 111
11-15%	4.43% 32
16-20%	0.69% 5
21-30%	0.83% 6
31% or more	0.55% 4

Total

723

Q93 To be considered generous, what percentage of annual income would a person contribute to your church?

Answered: 723 Skipped: 46

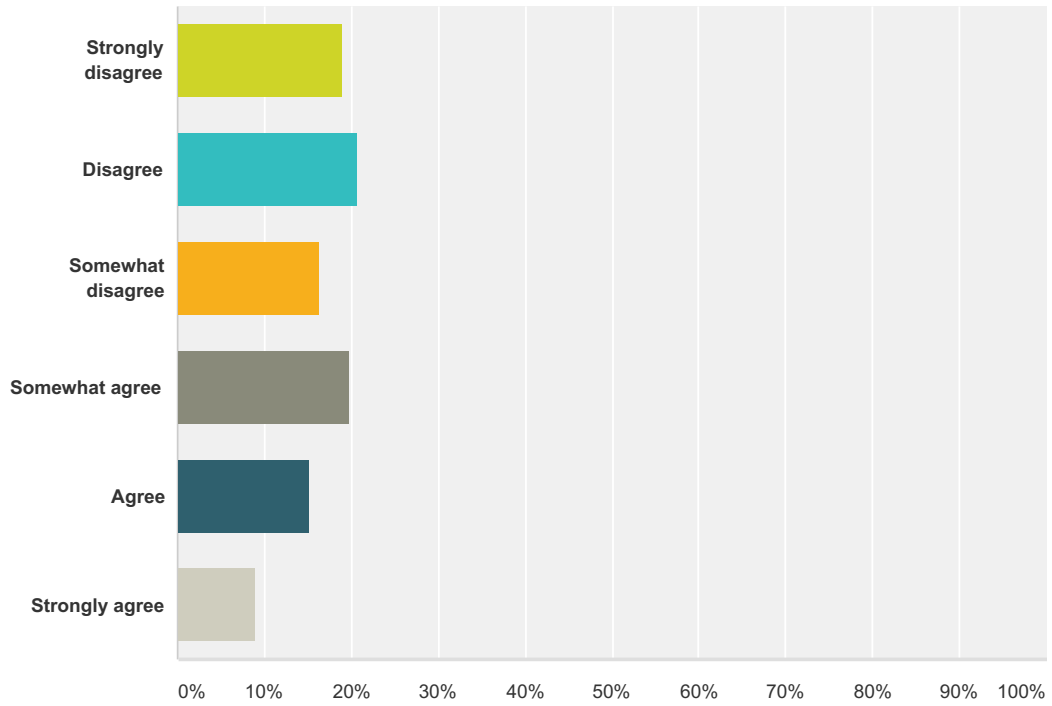


Answer Choices	Responses
Less than 10%	1.94% 14
10%	18.53% 134
11-15%	52.84% 382
16-20%	22.41% 162
21-30%	3.46% 25
31% or more	0.83% 6
Total	723

Q94 The pastor should know the giving records of those who attend a church.

Answered: 723 Skipped: 46

Financial Foundations Pastor Survey

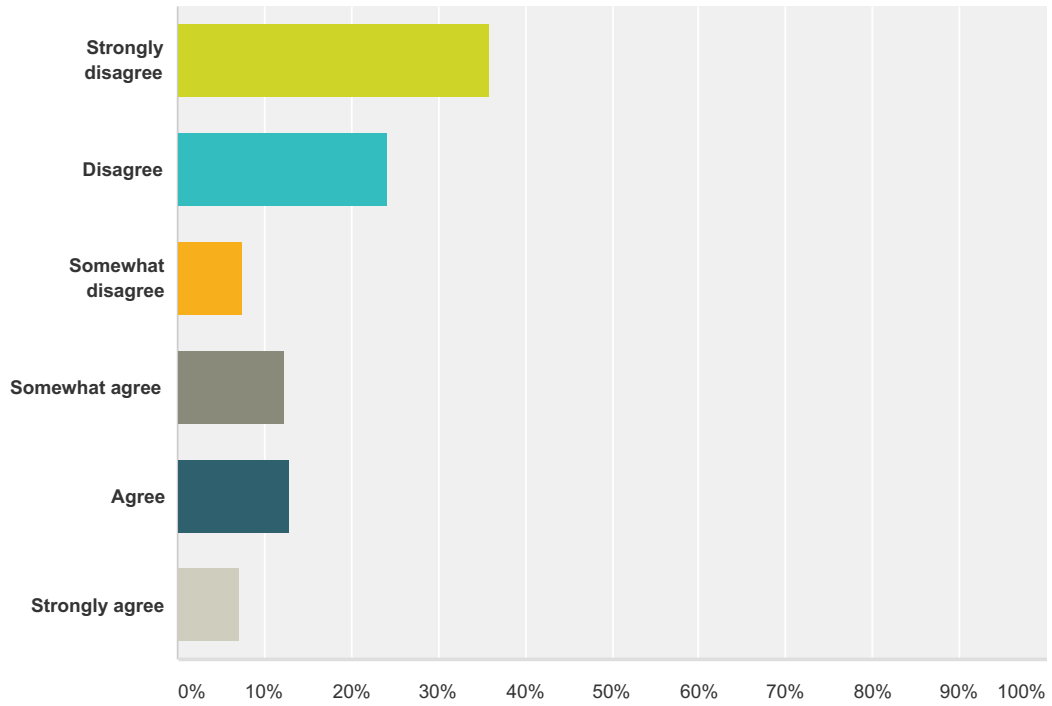


Answer Choices	Responses	
Strongly disagree	18.95%	137
Disagree	20.61%	149
Somewhat disagree	16.32%	118
Somewhat agree	19.92%	144
Agree	15.21%	110
Strongly agree	8.99%	65
Total		723

Q95 I am aware of individual giving records of those in my congregation.

Answered: 723 Skipped: 46

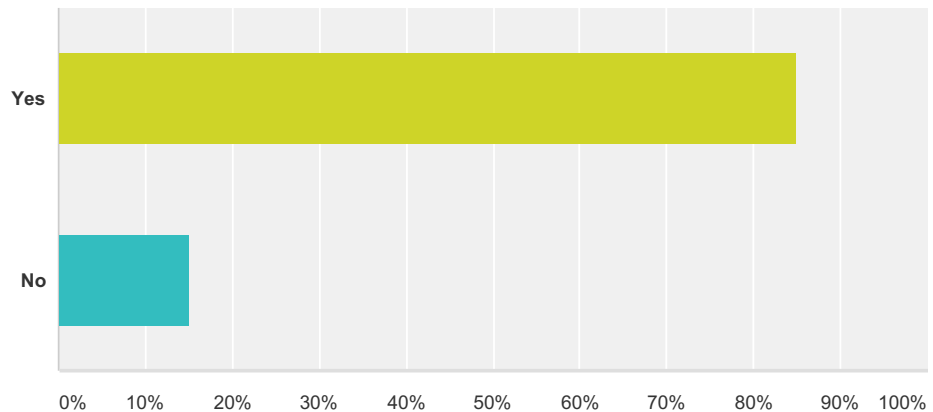
Financial Foundations Pastor Survey



Answer Choices	Responses
Strongly disagree	35.96% 260
Disagree	24.20% 175
Somewhat disagree	7.47% 54
Somewhat agree	12.31% 89
Agree	12.86% 93
Strongly agree	7.19% 52
Total	723

Q96 My church uses a formal church budget.

Answered: 723 Skipped: 46

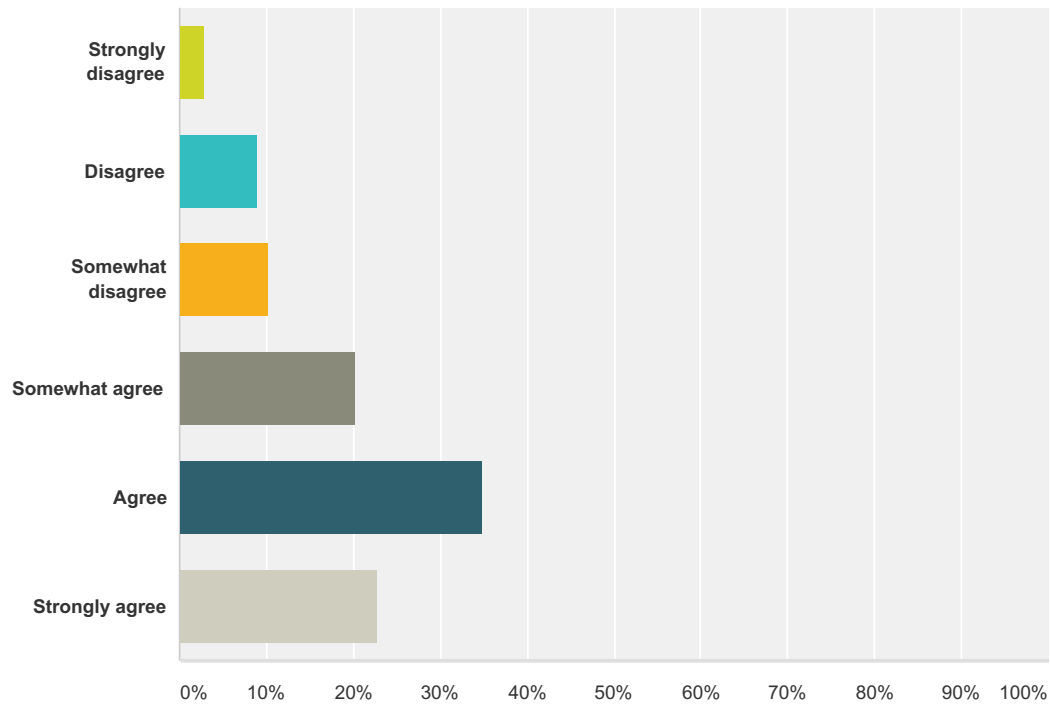


Financial Foundations Pastor Survey

Answer Choices	Responses	
Yes	84.92%	614
No	15.08%	109
Total		723

Q97 My church regularly meets its annual budget

Answered: 723 Skipped: 46

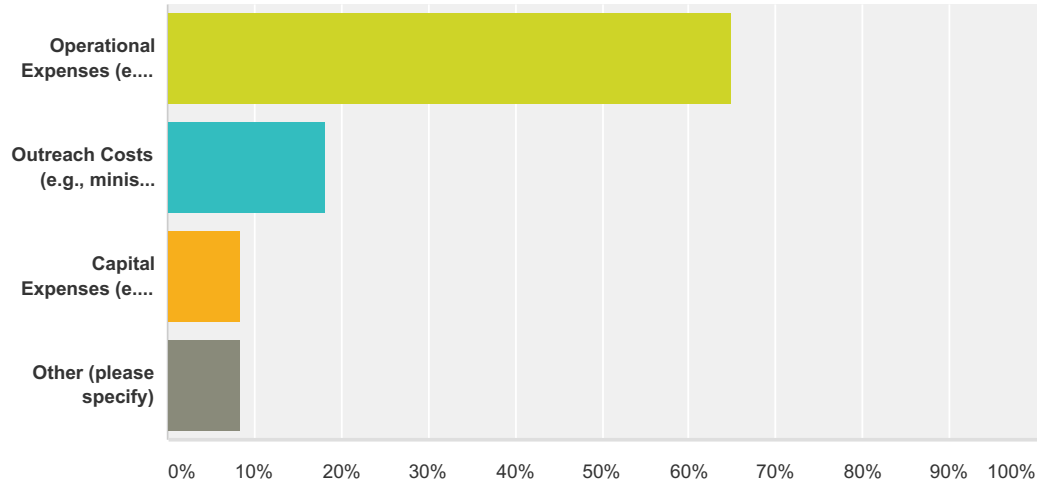


Answer Choices	Responses	
Strongly disagree	2.90%	21
Disagree	8.99%	65
Somewhat disagree	10.24%	74
Somewhat agree	20.33%	147
Agree	34.85%	252
Strongly agree	22.68%	164
Total		723

Q98 Most annual increases in our church budget address:

Answered: 723 Skipped: 46

Financial Foundations Pastor Survey

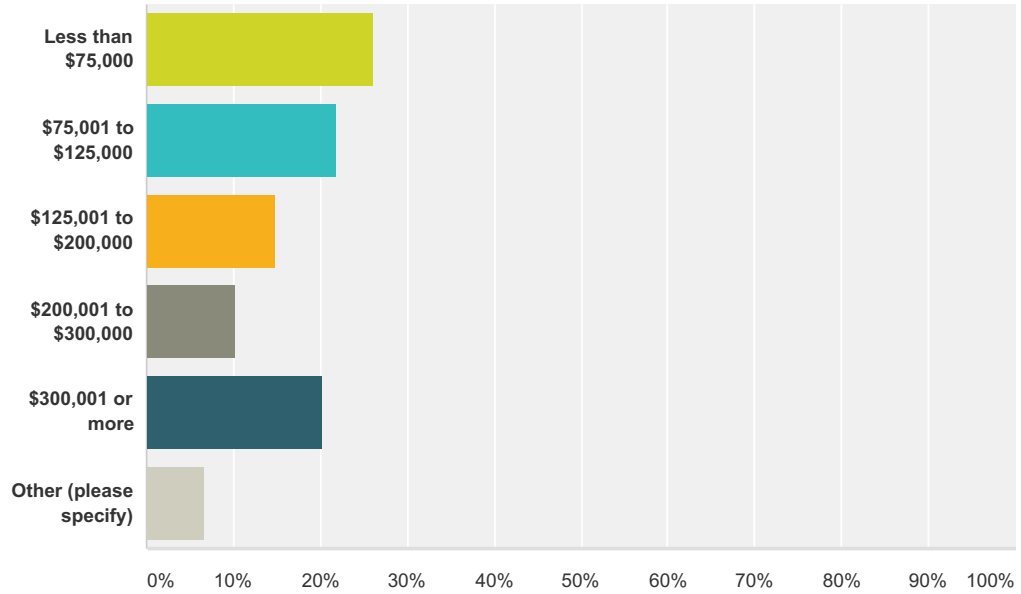


Answer Choices	Responses	
Operational Expenses (e.g., utilities, salaries, maintenance, etc.)	65.01%	470
Outreach Costs (e.g., ministry or mission-oriented)	18.26%	132
Capital Expenses (e.g., building construction, remodel)	8.30%	60
Other (please specify)	8.44%	61
Total		723

Q99 To the best of your knowledge, the total annual tithes and offerings in your church for operations and ministry are: (Note: do not include wills, grants, bequests, sale of property or income from daycare, retirement homes, etc.).

Answered: 723 Skipped: 46

Financial Foundations Pastor Survey



Answer Choices	Responses	
Less than \$75,000	26.14%	189
\$75,001 to \$125,000	21.99%	159
\$125,001 to \$200,000	14.80%	107
\$200,001 to \$300,000	10.24%	74
\$300,001 or more	20.19%	146
Other (please specify)	6.64%	48
Total		723